


**COMUNELLO**  
**GATE DIVISION**



GATE HARDWARE

Life  
made  
easy





Life  
made  
easy



# COMUNELLO

## GATE DIVISION

### Index

Il moto perpetuo	04
Gate components	06
Product range	08
Professional gate system	22
Cantilever components	86
Professional - INOX	104
Industrial door components	114



The opening  
company

**COMUNELLO**  
**GATE DIVISION**

---

[www.comunello.com](http://www.comunello.com)



Attingendo alle migliori virtù e risorse della terra dove sorge sin dalla sua fondazione nel 1965, l'azienda Fratelli Comunello, storicamente conosciuta per essere leader nel settore dei componenti per cancelli, ha di fatto sviluppato un prodotto che è da sempre alla base della sua mission: la qualità assoluta. Concetto che nel tempo si è sviluppato ed evoluto riversandosi in tre divisioni altamente specializzate e cioè FRAME, GATE ed AUTOMATION quest'ultima a sua volta suddivisa in Mowin, che fornisce attuatori per finestre, cupole, lucernai e tende, e in Gate Automation che offre al mercato una gamma sempre innovativa di motori per l'automazione dei cancelli progettati e realizzati secondo i più alti standard sia per prestazioni che per estetica.

*Drawn from the best resources of the area where the company was founded in 1965, Fratelli Comunello, a leading international name in the manufacture of gate components, has developed one product that has become the cornerstone of its Mission: Quality. Over time this guiding principle has evolved and today forms the foundation of our three highly specialised divisions: FRAME, GATE and AUTOMATION. The AUTOMATION Division is split into two parts, Mowin which supplies actuators for windows, domes, skylights and curtains, and Gate Automation which supplies an innovative range of motors for gate automation designed and manufactured to the highest standards of performance and style.*







# Il moto perpetuo

## I componenti per la movimentazione dei cancelli *Components for gate movement*

---

La divisione GATE progetta e realizza componenti per la movimentazione di cancelli e portoni industriali e cioè la produzione storica dell'azienda che ne ha fatto da anni leader nel settore. Dal 1965 infatti, l'azienda ha sviluppato un concetto di qualità assoluta ed è in grado di fornire la gamma più completa ed affidabile di accessori per questo tipo di funzione e di offrire garanzie in merito a qualità del prodotto e del servizio cui i partner fanno da sempre riferimento. Il cliente può contare su un'assistenza tecnica professionale qualificata e su consegne puntuali e sulla base delle sue specifiche esigenze.

*The GATE Division is responsible for the design and manufacture of gate and industrial door components. This is the company's original field and where we have been an industry leader for many years. Since 1965 the company has developed a concept for absolute quality and provides the widest and most reliable selection of accessories for gate movements as well as iron-clad guarantees for both the quality of the product and the quality of the service we offer to our partners. Clients can rely on qualified, professional technical support and on-time deliveries based on their specific needs.*

### Application


---



Life  
made  
easy

**COMUNELLO**  
**GATE DIVISION**





# Gate Components



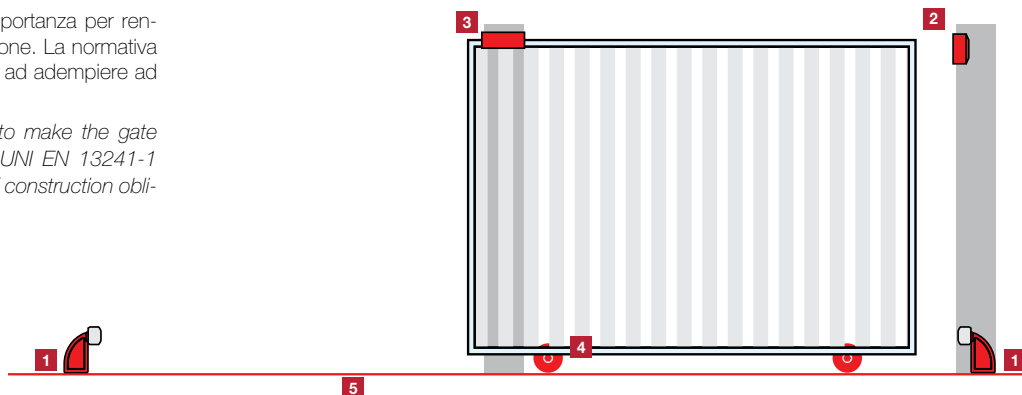
## LEGENDA

	Articolo / Article		Pezzi per confezione / Pcs for pack
	Misura specifica / Measure		Peso confezione / Weight of pack
	Finitura / Finishing		Prezzo / Price
	Regolazione / Regulation		Lubrificazione / Greasing
	Portata / Capacity		Cuscinetti / Bearings
	Portata singolo carrello / Capacity of single carriage		Accessori in acciaio inox / S-Steel accessories
	Abbinamento monorotaia / Related monorail		
	Abbinamento tiranti / Related tie rods		

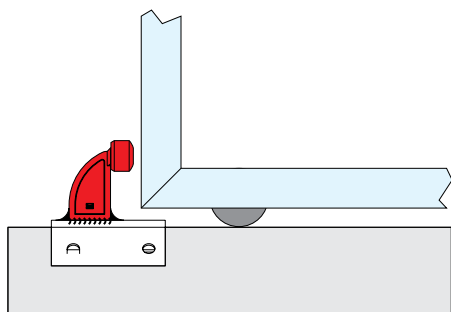
## CANCELLO SCORREVOLE / SLIDING GATE

Gli accessori meccanici sono di fondamentale importanza per rendere sicuro il cancello durante la sua movimentazione. La normativa Europea UNI EN 13241-1 obbliga tutti i costruttori ad adempiere ad una serie di modalità costruttive.

*Mechanical accessories are extremely important to make the gate safe during its movements. European Directives UNI EN 13241-1 forces in fact all the constructors to fulfill a series of construction obligations.*



### 1 ARRESTI DI FINE CORSA / GATE STOPS

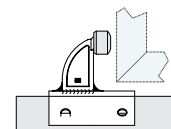


Gli arresti di fine corsa Comunello sono sottoposti a severi test d'urto che ne garantiscono la robustezza anche con impatti violenti.

*Comunello gate stops undergo strict force tests, conducted using qualified testing devices.*



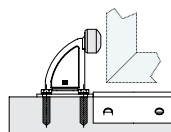
200P  
200G  
200i G



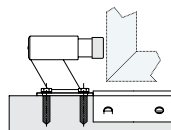
202



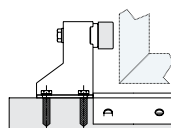
202A



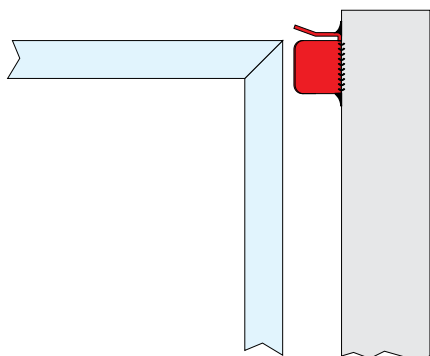
202 F/A



202 F/C



### 2 ARRESTI DI FINE CORSA / GATE STOPS

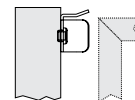


Nella posizione di chiusura l'arresto di fine corsa è un accessorio di fondamentale importanza, serve a rendere sicuro il cancello evitando anche la caduta in caso di urti accidentali.

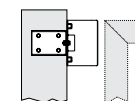
*It is fundamentally important to place strikes in the closing position: they make the gate safe avoiding its fall in case of accidental impact.*



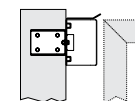
199



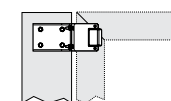
203

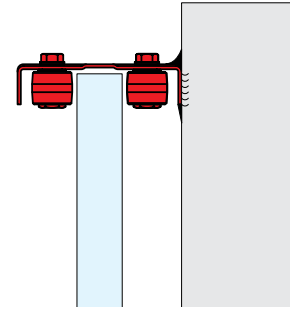
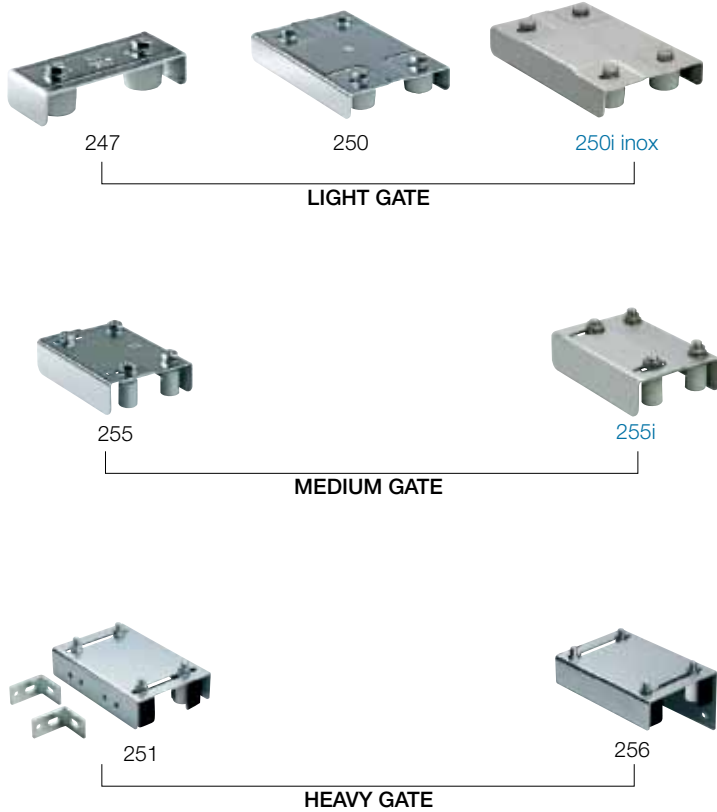


204



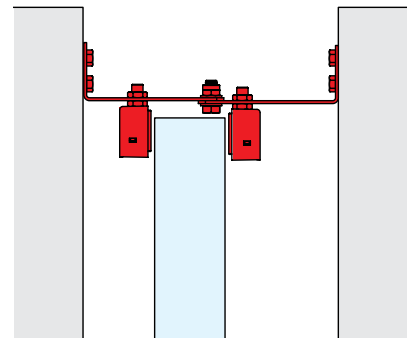
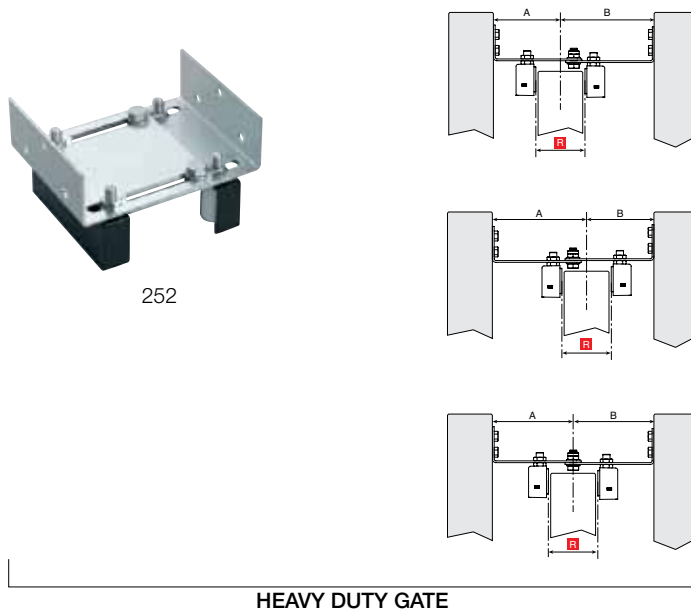
CG-30



**PIASTRA GUIDA SUPERIORE PER COLONNA SINGOLA / GUIDING PLATES FOR SINGLE POST**


Le piastre guida cancello sono sviluppate per diverse tipologie e modalità di applicazione a seconda delle specifiche esigenze. Da quelle di tipo leggero a quelle regolabili, per cancelli di media e pesante struttura.

*Comunello guiding plates have been developed for many different applications: we offer both "light" guiding plates and adjustable ones, the latter best suited for medium and heavy structures.*

**3 PIASTRA GUIDA SUPERIORE PER COLONNA DOPPIA / GUIDING PLATES FOR DOUBLE POST**


Per cancelli di grandi dimensioni l'adozione del doppio pilastro è una sicurezza maggiore e necessaria. La piastra 252 è la soluzione ideale per le regolazioni multiple da svolgere dopo aver installato il cancello.

*Double post is the safest solution to be adopted for gates of big dimensions. The 252 guiding plate is perfect when multiple adjustments need to be made after the gate installation.*



## RUOTE / WHEELS

Le ruote Comunello sono tutte certificate con prove di laboratorio in cui viene garantita la durata di oltre 2.000.000 cicli.

*Comunello wheels are all certified by laboratory tests that guarantee durability for more than 200.000 cycles. 2.000.000 cycles.*



La vasta gamma di ruote Comunello sono tutte rigorosamente in acciaio C40 e protette da zincatura elettrolitica. Vengono prodotte con tecnologie di altissima precisione e con standard meccanici di elevata qualità.

Le versioni delle ruote in **acciaio inox** garantiscono una maggiore garanzia di durata e funzionalità su zone climatiche particolarmente umide o con percentuali saline elevate. I cuscinetti sono tutti di nuova generazione, sviluppati su richieste tecniche e specifiche Comunello perfettamente schermati.

*The wide range of Comunello wheels are rigorously made of steel C40 and protected by electrolytic galvanizing. Moreover, the wheels are manufactured using high precision technology and superior quality standards.*

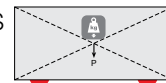
*The **stainless steel** wheel version with stainless steel bearing guarantees longer duration and better functionality under conditions of humid climate or high saline concentration. All bearings are all new and developed under precise technical requirements and specifications and are all perfectly shielded.*



### SCEGLI LA RUOTA IN BASE ALLA PORTATA / VIEW THE LOAD CAPACITIES OF COMUNELLO WHEELS

(Es: per un cancello con peso della struttura P=600kg si devono scegliere 2 ruote con una portata minima di 300 Kg cad.)

(Ex: If the gate's weight is P=600Kg you have to choose 2 wheels with a minimum load capacity of 300 Kg each)



Ø 250												1500 Kg	800 Kg	1500 Kg
Ø 200	330 Kg	400 Kg	625 Kg	800 Kg	330 Kg	600 Kg	330 Kg	400 Kg	625 Kg	800 Kg	800 Kg	1000 Kg	750 Kg	1000 Kg
Ø 160	290 Kg	370 Kg	575 Kg	770 Kg	290 Kg	560 Kg	290 Kg	370 Kg	575 Kg	770 Kg	750 Kg	960 Kg	710 Kg	960 Kg
Ø 140	270 Kg	270 Kg	550 Kg	540 Kg	270 Kg	540 Kg	270 Kg	270 Kg	550 Kg	540 Kg	710 Kg			
Ø 120	240 Kg	240 Kg	450 Kg	420 Kg	240 Kg	420 Kg	240 Kg	240 Kg	450 Kg	420 Kg	400 Kg	600 Kg	400 Kg	600 Kg
Ø 100	220 Kg	220 Kg	425 Kg	400 Kg	220 Kg	400 Kg	220 Kg	220 Kg	425 Kg	400 Kg	380 Kg	580 Kg	380 Kg	580 Kg
Ø 90	210 Kg	210 Kg			210 Kg		210 Kg	210 Kg						
Ø 80	200 Kg	200 Kg			200 Kg		200 Kg	200 Kg						
Ø 70	190 Kg						190 Kg							
Ø 60	100 Kg	100 Kg			100 Kg		100 Kg	100 Kg						
Ø 50	70 Kg						70 Kg							
Ø 40	50 Kg						50 Kg							
	300V-U	300V i	305V-U	305V i	306Y	307Y	310ST	310ST i	315ST	315ST i	320V-U-Y	322 V-U-Y	323 ST	324 ST
		INOX ST. STEEL		INOX ST. STEEL				INOX ST. STEEL		INOX ST. STEEL		ingrassatore grease	ingrassatore grease	ingrassatore grease

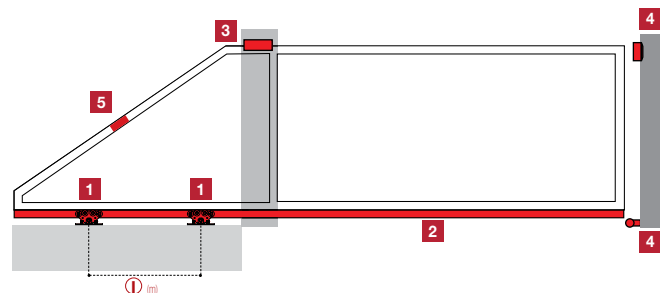




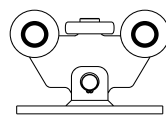
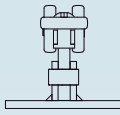

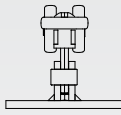

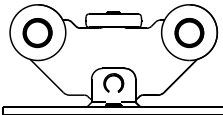
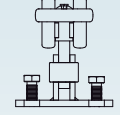

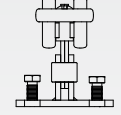

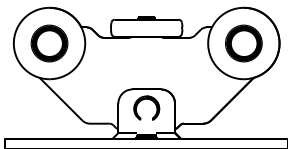
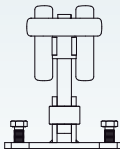

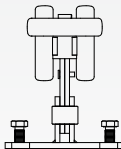

## CANCELLO AUTOPORTANTE / CANTILEVER GATE SYSTEM

La gamma di carrelli autoportanti CGS-350 e CGS-250 è la migliore soluzione per tutti i sistemi di cancelli autoportanti. A seconda delle esigenze del mercato sono disponibili le serie a 5 e 8 ruote nelle misure mini, piccole e grandi. La serie mini è la migliore soluzione per cancelli piccoli assicurando alte prestazioni in termini di capacità e durabilità.

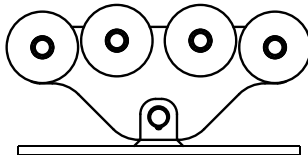
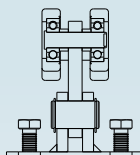

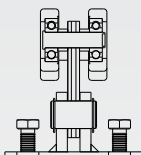

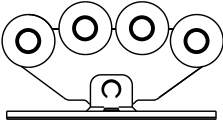
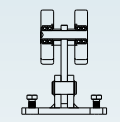

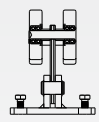

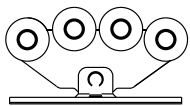
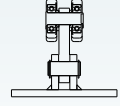

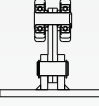

*The product series CGS-350 and CGS-250 are the best solution for any cantilever system. According to each market requirement we provide 5- and 8-wheel carriages in the three versions Mini, Small and Large. The series Mini is the best solution for small gates, assuring high performances in terms of loading capacity and durability.*



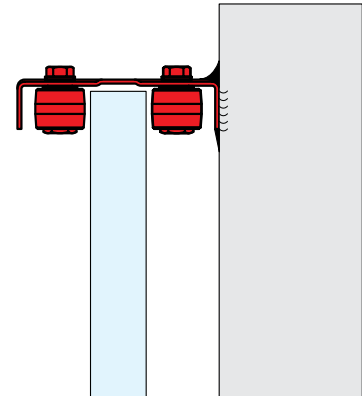
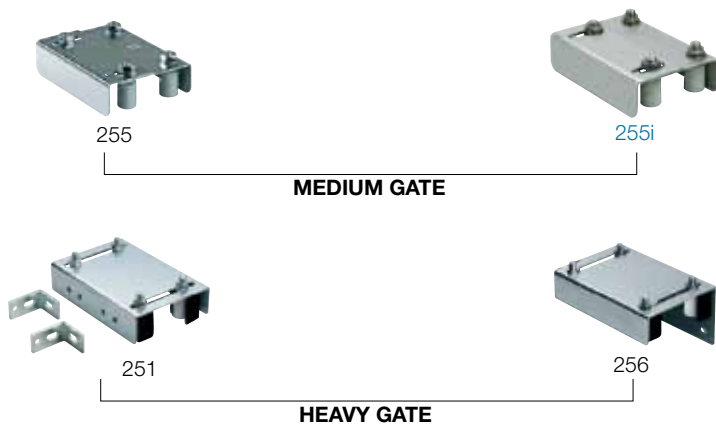
### 5 RUOTE / WHEELS

1	BEST PERFORMANCE		HYBRID	
 <b>STEEL</b>	 <b>CGS 350.5 M</b>	 <b>CGS 345 M</b>	 <b>CGS 250.5 M</b>	 <b>CGS 245 M</b>
 <b>iNOX / ST. STEEL</b> ALLUMINIUM	 <b>CGS 350.5 P</b> <b>CGi 350.5 P</b> CGA 350.5 P	 <b>CGS 345 P</b> <b>CGi 345 P</b> CGA 345 P	 <b>CGS 250.5 P</b>	 <b>CGS 245 P</b>
 <b>STEEL</b>	 <b>CGS 350.5 G</b>	 <b>CGS 345 G</b>	 <b>CGS 250.5 G</b>	 <b>CGS 245 G</b>

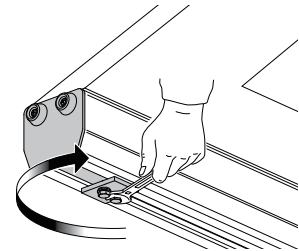
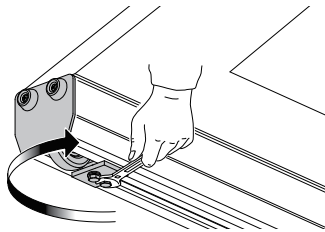
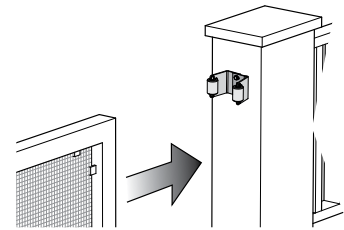
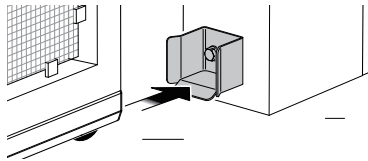
### 8 RUOTE / WHEELS

1	BEST PERFORMANCE		2		HYBRID	
 <b>STEEL</b>	 <b>CGS 350.8 G</b>	 <b>CGS 345 G</b>	 <b>CGS 250.8 G</b>	 <b>CGS 245 G</b>		
 <b>STEEL</b>	 <b>CGS 350.8 P</b>	 <b>CGS 345 P</b>	 <b>CGS 250.8 P</b>	 <b>CGS 245 P</b>		
 <b>STEEL</b>	 <b>CGS 350.8 M</b>	 <b>CGS 345 M</b>	 <b>CGS 250.8 M</b>	 <b>CGS 245 M</b>		

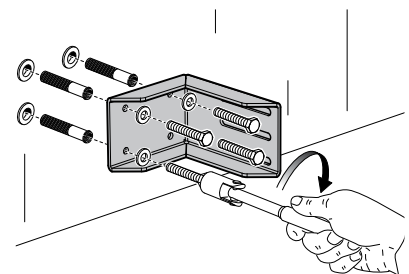

**3** PIASTRE GUIDA / GUIDING PLATES



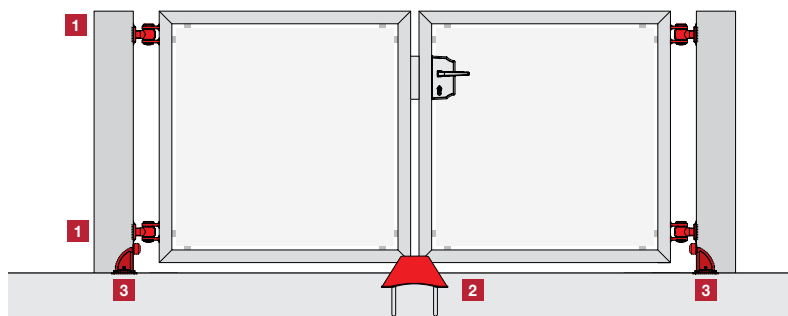
**4** ACCESSORI DI BASE / BASIC ACCESSORIES



**5** ACCESSORI DI REGOLAZIONE / ADJUSTMENT ACCESSORIES

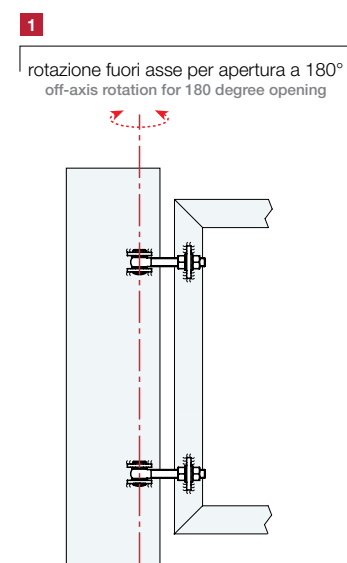
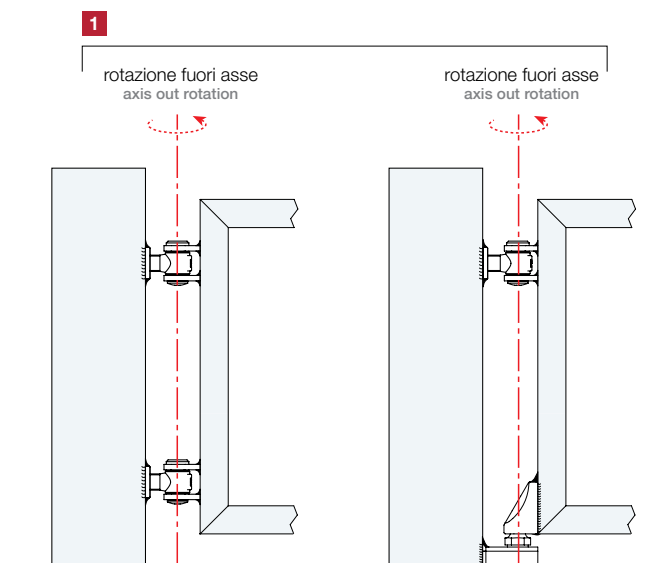
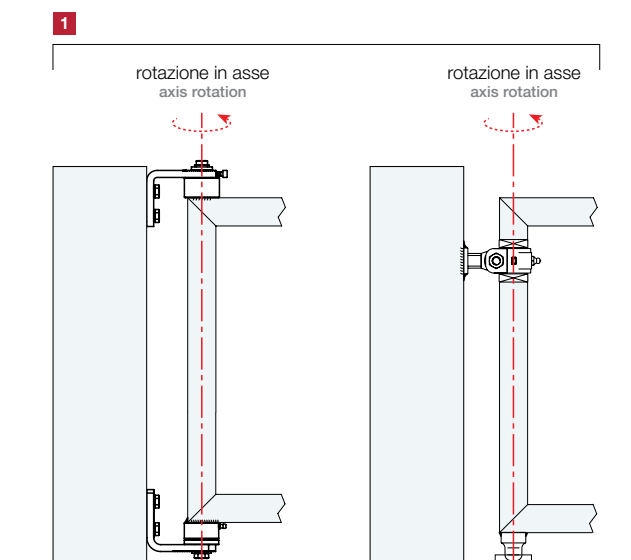


## CANCELLO AD ANTA BATTENTE / SWING GATE SYSTEM



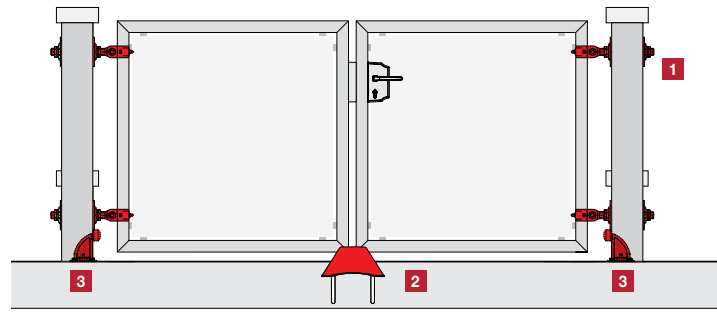
Comunello offre la gamma più vasta di cardini presente sul mercato per tutte le tipologie di aperture ad anta. Dalle soluzioni di tipo residenziale leggero a quelle di tipo industriale pesante, con più di 5 combinazioni di fissaggio e possibilità di regolazione post installazione. Grazie allo sviluppo di tecnologie brevettate e con una scelta oculata di materiali e lavorazioni l'azienda è in grado di offrire soluzioni all'avanguardia.

*Comunello is able to offer the widest range of hinges you can find on the market for all types of swing openings: both light residential and heavy industrial solutions, more than 5 fixing combinations and high post-installation adjustability. Thanks to the development of patented technologies and to the careful selection of materials and procedures, the company is able to offer the most innovative solutions.*





**Hs700**  
COVER SYSTEM



**2 BATTENTI / END STOPS**



166




169




170



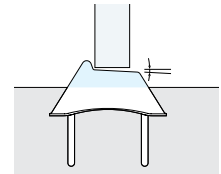
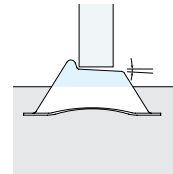
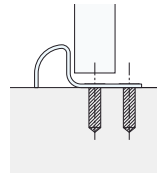
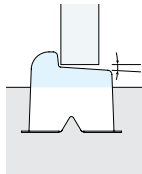
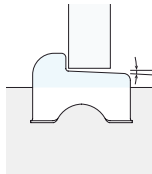
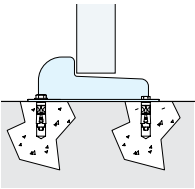
171



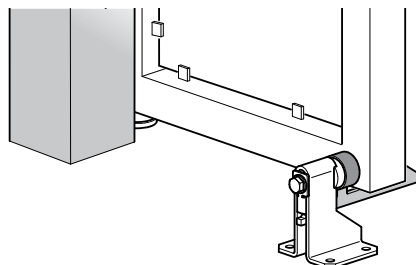

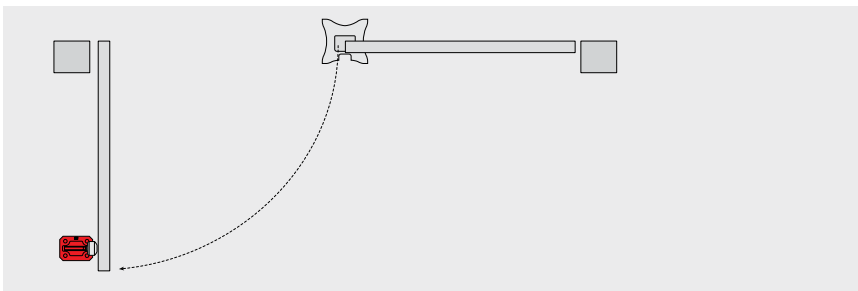
167



168



**3 ARRESTI DI FINE CORSA / RUNAWAY STOPS**



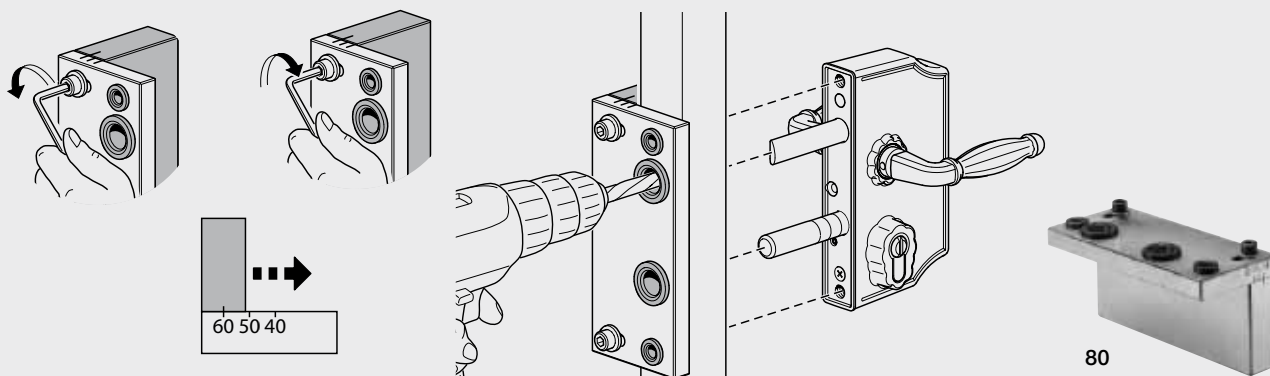
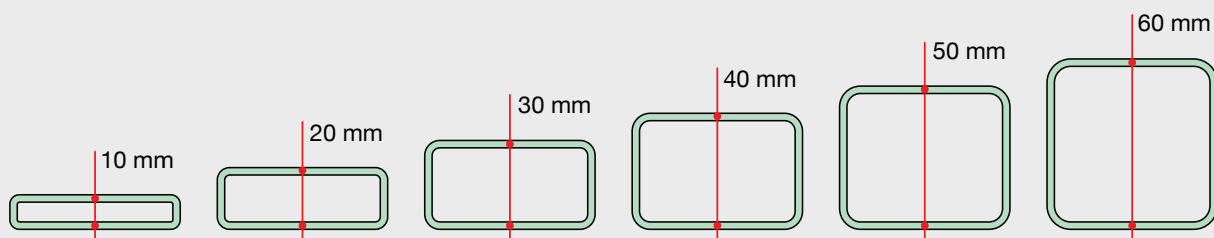
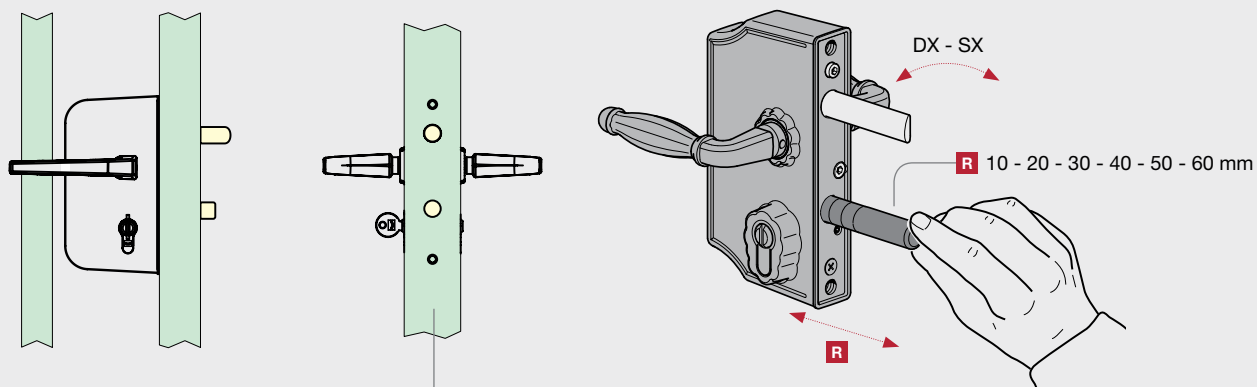
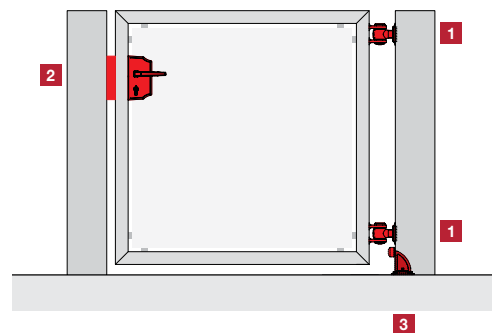
202 F-B

## CANCELLO PEDONALE / PEDESTRIAN GATE

Comlock è la serratura brevettata Comunello adatta ai cancelli pedonali. Estremamente flessibile e semplice da installare. Un'incontro in alluminio e gli adattatori in nylon permettono la migliore regolazione su tutti i tipi di profili.

La ditta di foratura, per profili da 10 a 60 mm semplifica infine la preparazione e l'installazione rendendo il sistema Com-lock adattabile e semplice in tutte le sue parti.

*ComLock is the Comunello patented lock especially designed for pedestrian gates. ComLock is extremely flexible and easy to be installed. The end cup and the nylon adapters allow better adjustment on all profile types. The drilling fixture for profiles from 10 to 60 mm simplifies its preparation and installation, making this system easily adaptable and simple.*



2



213



209



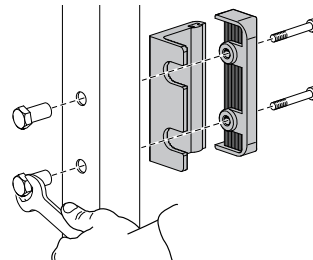
73



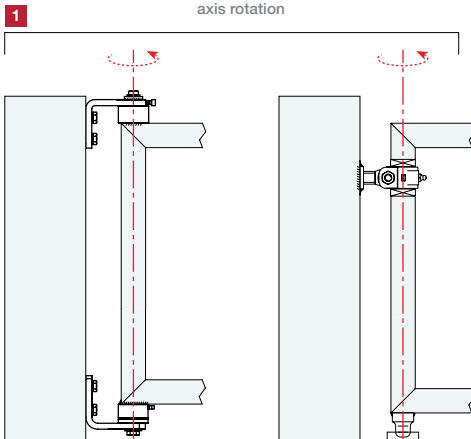
74



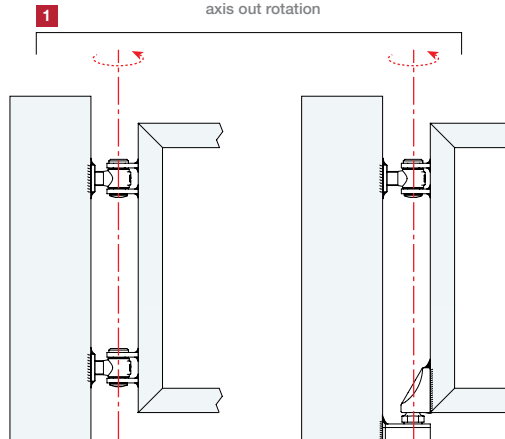
78



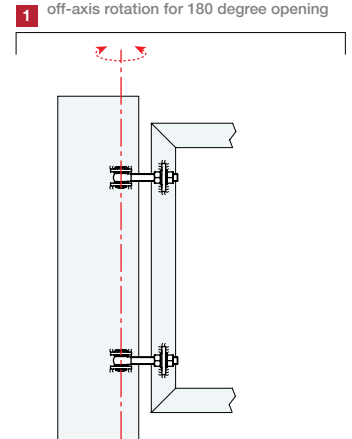
rotazione in asse  
axis rotation



rotazione fuori asse  
axis out rotation

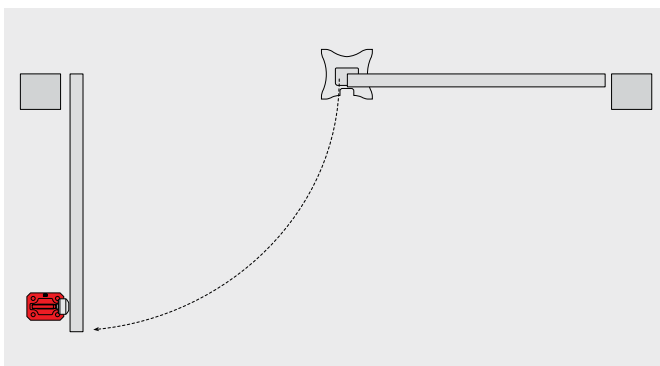


rotazione fuori asse per apertura a 180°  
off-axis rotation for 180 degree opening



3

### ARRESTI DI FINE CORSA / RUNAWAY STOPS

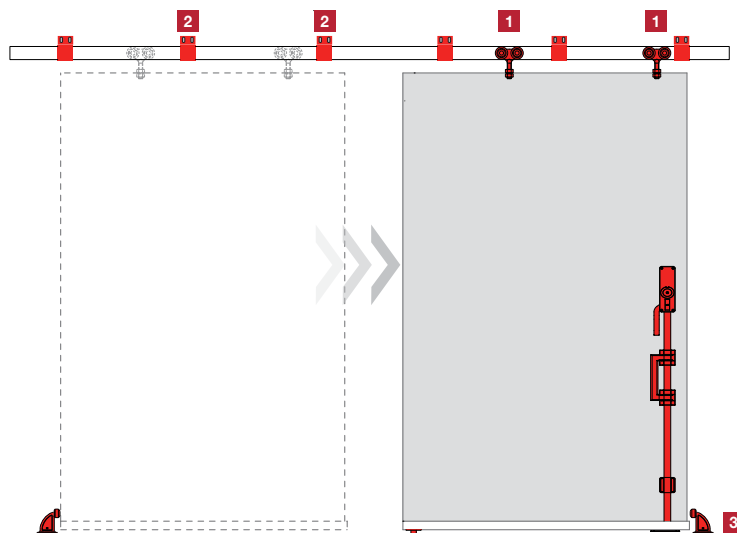


201 TRIS

## PORTONI SCORREVOLI / SLIDING DOORS

Comunello offre una gamma di accessori atta a realizzare una molteplice gamma di portoni scorrevoli industriali. I carrelli, le monorotaie e le staffe di supporto sono disponibili nelle versioni Mini Piccole e Grandi a seconda della dimensione e della portata del portone stesso. I prodotti utilizzati per la realizzazione dei portoni scorrevoli, tutti testati HTC, forniscono al costruttore una garanzia di valore e di affidabilità.

*Comunello offers a wide range of accessories for the manufacture of many different industrial sliding doors. Comunello trolleys, upper guides and support brackets are available in the three versions Mini, Small and Large, according to the size and loading capacity of the door. The products used for the construction of sliding doors are all HTC tested, thus providing the constructor with a guarantee of value and reliability.*



Art. 23 P

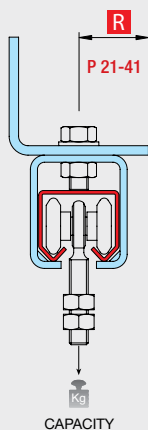
Art. 24 P

Art. 2 P

capacity  
30 kg

Art. 4 P

capacity  
50 kg



Art. 22 P

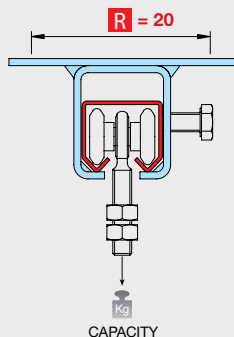
Art. 24 P

Art. 2 P

capacity  
30 kg

Art. 4 P

capacity  
50 kg



Art. 22 M - 22 G

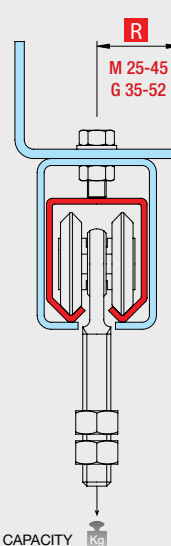
Art. 24 M - 24 G

Art. 2C M - 2C G

capacity  
2C M = 250 kg  
2C G = 350 kg

Art. 4C M - 4C G

capacity  
4C M = 280 kg  
4C G = 400 kg



Art. 23 M - 23 G

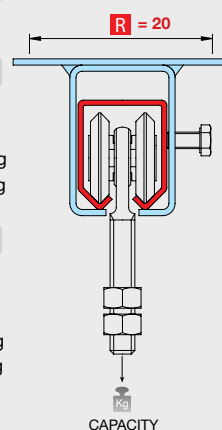
Art. 24 M - 24 G

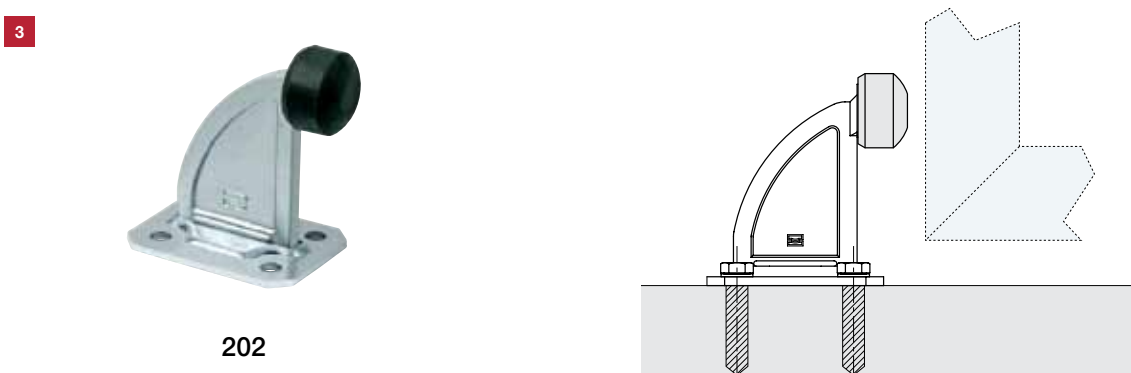
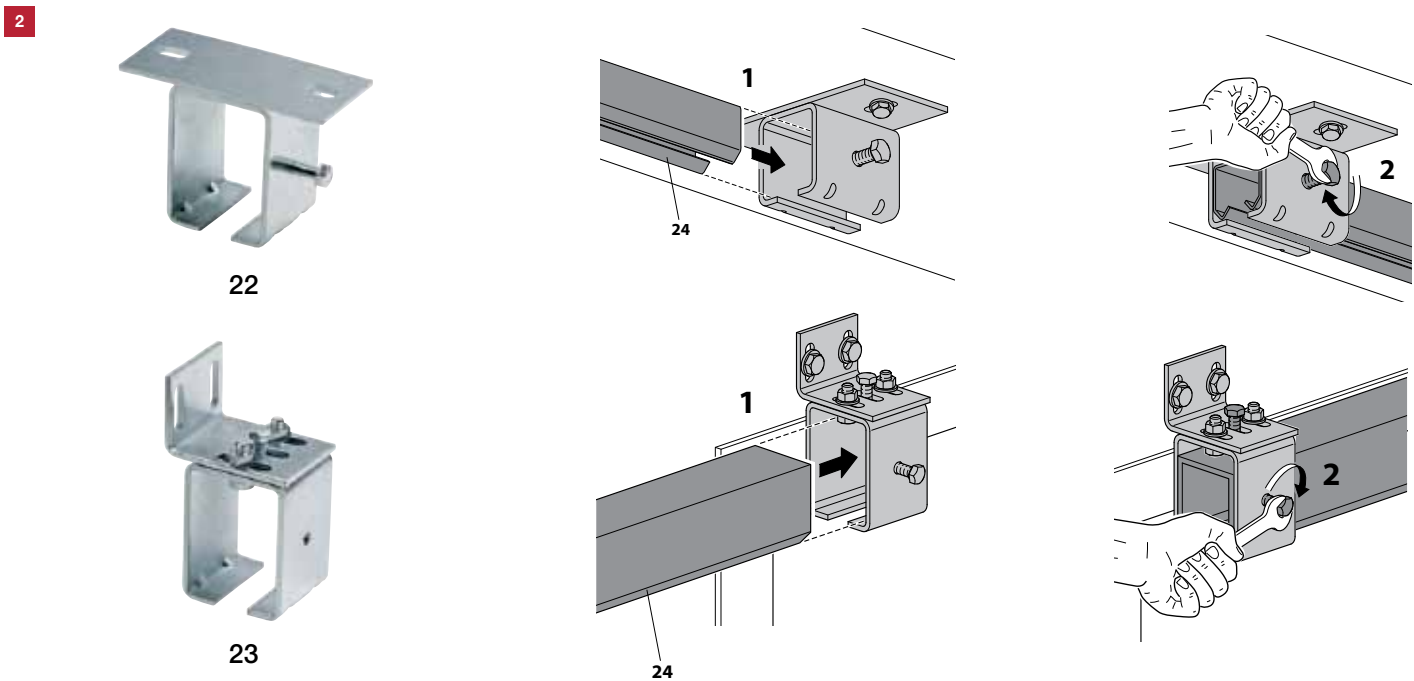
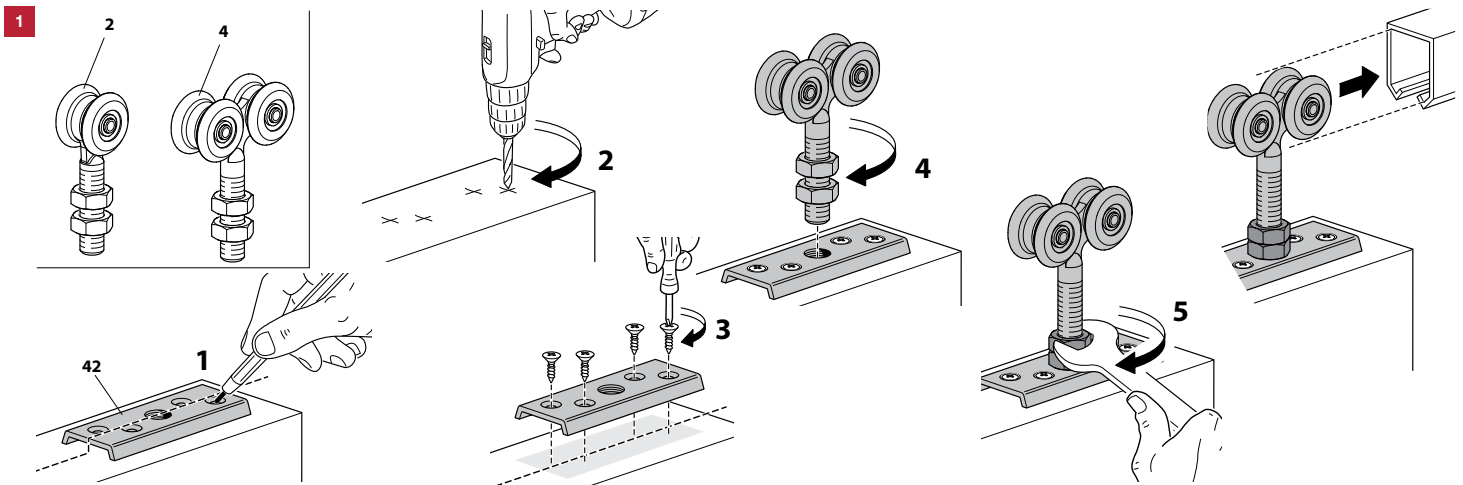
Art. 2C M - 2C G

capacity  
2C M = 250 kg  
2C G = 350 kg

Art. 4C M - 4C G

capacity  
4C M = 280 kg  
4C G = 400 kg





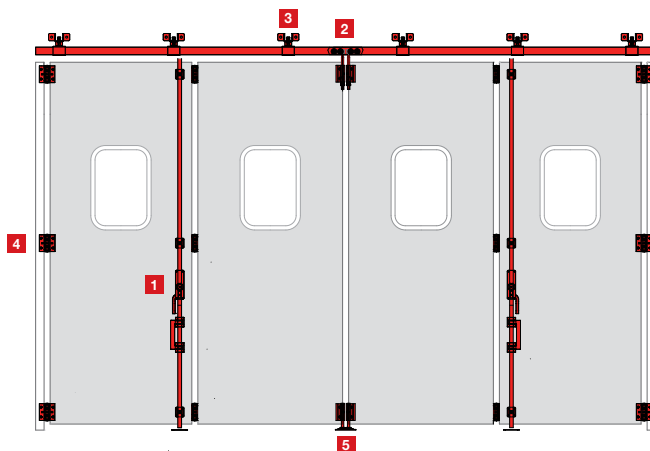




## PORTONI AD ANTA / FOLDING DOORS

Comunello dispone di una vasta offerta di accessori per portoni industriali a libro offrendo molteplici soluzioni a seconda delle specifiche richieste del mercato. Tutti i prodotti sono testati HTC per garantire una elevata affidabilità per il costruttore. Oltre alle varie soluzioni, Comunello ha realizzato una gamma di accessori, racchiusa in un kit per dare una risposta ai produttori che necessitano di una soluzione veloce ed affidabile.

*Comunello offers a wide range of accessories for industrial folding doors providing many different solutions according to the specific market requirements. All products are HTC tested in order to guarantee an high reliability to the constructor. Besides the wide range of products produced, we also offer a kit of accessories for those constructors who look for an easy and reliable solution.*



### 1 CARIGLIONI, ASTE E PASSANTI / LEVER BOLTS, RODS AND ROD GUIDES



694 MC



691 G



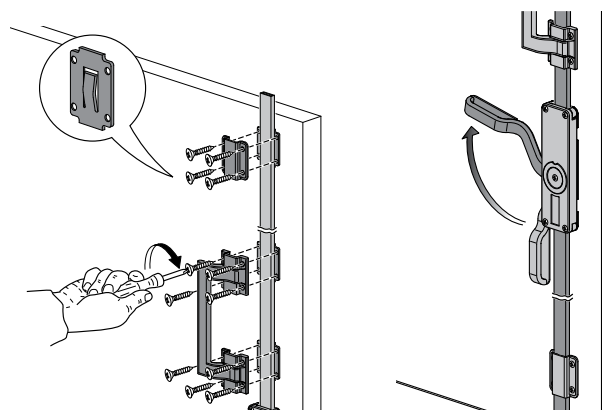
699



695 G



697 G



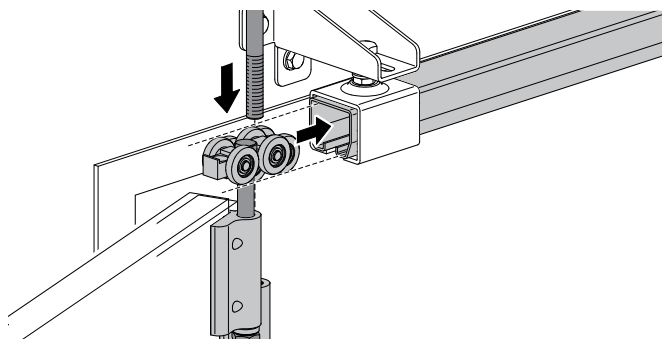
### 2 CARRELLI E PERNI / CARRIAGES



375




376



### 3 MONOROTAIE E STAFFE / GUIDES AND RODS



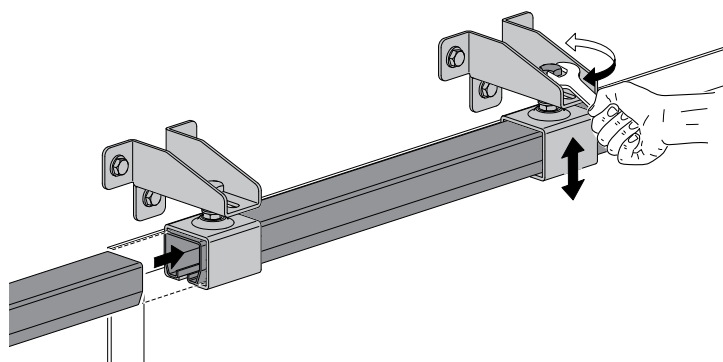
354



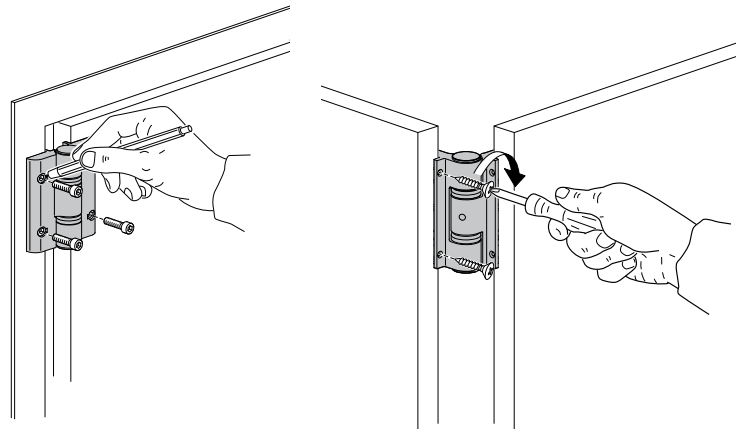

399



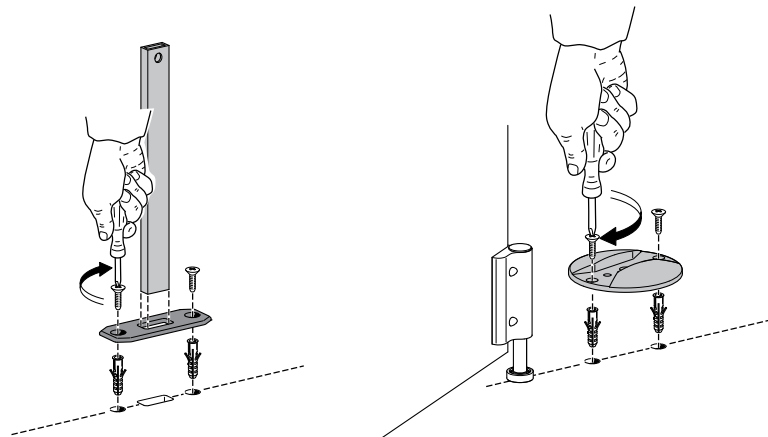
355 P



#### 4 CERNIERE / HINGES



#### 5 INCONTRI / STRIKE PLATES



### KITDOOR 2+2



### PIÙ SEMPLICE E RAPIDO DI COSÌ... WHAT COULD BE SIMPLER AND QUICKER THAN THIS...

La soluzione più semplice per avere tutti gli accessori per un singolo portone oggi si chiama **CICLOPE KIT DOOR 2+2**. Contiene tutti gli accessori predisposti per portoni a libro a 4 ante (2+2) con dimensioni fino a 4000x4000 mm. Carrelli, perni, monorotaie e staffe, cerniere superiori ed inferiori, cariglioni, aste e passanti, incontri e maniglia di trascinamento. Richiedilo al tuo negoziante di fiducia o chiama il servizio clienti Comunello +39.0424.585.111

The simplest solution providing you with all the hardware accessories for a single folding door is **CICLOPE KIT DOOR 2+2**. This kit comes complete with everything you need to install a 4-leaf folding door (2+2) measuring up to 4000mm x 4000mm: trolley assemblies, pins, single tracks with brackets, top and bottom hinges, lever bolts, rods and chassis assemblies, strike plates and handles.

Ask your local retailer or contact our customer service department +39 0424 585 111 for further information.

Maximum recommended size 4000mm x 4000 mm



-Carrello a 2 ruote  
-Trolley with 2 wheels  
-Chariot à 2 galets  
-Zweirädriger Rollenapparat

2

2	Piccolo Ø24	zinc	30 Kg	16	1,2

Categoria commerciale: 1C



-Carrello a 2 ruote con cuscinetto  
-Trolley with two wheels and bearing  
-Chariot à 2 galets avec roulement  
-Zweirädriger Rollenapparat mit Kugellager

2C

2C	Medio Ø44	zinc	250 Kg	16	5,2
2C	Grande Ø54	zinc	350 Kg	16	5,2

Categoria commerciale: 1C



-Carrello a 4 ruote  
-Trolley with four wheels  
-Chariot à 4 galets  
-Vierrädriger Rollenapparat

4

4	Piccolo Ø24	zinc	50 Kg	16	2,1

Categoria commerciale: 1C



-Carrello a 4 ruote con cuscinetto  
-Trolley with four wheels and bearing  
-Chariot à 4 galets avec roulement  
-Vierrädriger Rollenapparat mit Kugellager

4C

4C	Medio Ø44	zinc	280 Kg	16	9,3
4C	Grande Ø54	zinc	400 Kg	16	19,6

Categoria commerciale: 1C

PATENTED



-Carrello a 2 ruote girevole  
-Turning trolley with two wheels  
-Chariot à 2 galets pivotant  
-Zweirädriger Schwenkrollenapparat

8

8	Piccolo Ø24	zinc	30 Kg	16	1,8

Categoria commerciale: 1C



-Carrello a 2 ruote girevole con cuscinetti  
-Turning trolley with two wheels and bearings  
-Chariot à 2 galets pivotant avec roulements  
-Zweirädriger Schwenkrollenapparat mit Kugellagern

8C

8C	Medio Ø44	zinc	250 Kg	16	10,7
8C	Grande Ø54	zinc	350 Kg	16	19,9

Categoria commerciale: 1C

PATENTED



-Carrello a 4 ruote girevole  
 -Turning trolley with four wheels  
 -Chariot à 4 galets pivotant  
 -Vierrädiger Schwenkrollenapparat

# 10

<b>10</b>	Piccolo Ø24	zinc	50 Kg	16	2,7

Categoria commerciale: 1C



-Carrello a 4 ruote girevole con cuscinetti  
 -Turning trolley with four wheels and bearings  
 -Chariot à 4 galets pivotant avec roulements  
 -Vierrädiger Schwenkrollenapparat mit Kugellagern

# 10C

PATENTED

<b>10C</b>	Medio Ø44	zinc	280 Kg	16	15,0
<b>10C</b>	Grande Ø54	zinc	350 Kg	16	27,0

Categoria commerciale: 1C



-Carrello a 2 ruote con cuscinetti e cerniera ad 1 ala  
 -Trolley with two wheels, bearings and one wing hinge  
 -Chariot avec 2 galets, roulements et paumelle à 1 aile  
 -Zweirädiger Rollenapparat mit Kugellager und 1-Lasche-Torband

# 14C

PATENTED

<b>14C</b>	Medio Ø44	zinc	250 Kg	16	7,9
<b>14C</b>	Grande Ø54	zinc	270 Kg	16	14,1

Categoria commerciale: 1C



-Carrello a 4 ruote con cuscinetti e cerniera 3 ali  
 -Trolley with four wheels, bearings and 3 wings hinge  
 -Chariot avec 4 galets, roulements et paumelle à 3 ailes  
 -Vierrädiger Rollenapparat mit Kugellager und 3-Lasche-Torband

# 16C

PATENTED

<b>16C</b>	Medio Ø44	zinc	280 Kg	16	14,3
<b>16C</b>	Grande Ø54	zinc	300 Kg	16	23,0

Categoria commerciale: 1C



-Carrello a 4 ruote con cuscinetti e cerniera 1 ala  
 -Trolley with four wheels, bearings and one wing hinge  
 -Chariot avec 4 galets, roulements et paumelle à 1 aile  
 -Vierrädiger Rollenapparat mit Kugellager und 1 Lasche-Torband

# 20C

PATENTED

<b>20C</b>	Medio Ø44	zinc	280 Kg	16	12,4
<b>20C</b>	Grande Ø54	zinc	300 Kg	16	22,2

Categoria commerciale: 1C



-Supporto a soffitto per monorotaia art. 24  
 -Ceiling support for track art.24  
 -Support au plafond pour rail art.24  
 -Decke-Lager für Stahlprofil Artikel 24

# 22

<b>22</b>	Piccolo	zinc	10	3,5	
<b>22</b>	Medio	zinc	10	4,6	
<b>22</b>	Grande	zinc	6	4,5	

Categoria commerciale: 1L



-Supporto a parete per monorotaia art. 24  
-Wall support for track art.24  
-Support au mur pour rail art.24  
-Wand-Lager für Stahlprofil Artikel 24

23

23	Piccolo	zinc	10	3,7
23	Medio	zinc	10	6,2
23	Grande	zinc	6	4,0

Categoria commerciale: 1I



-Monorotaia per carrello piccolo medio grande  
-Track for trolleys small-medium-large  
-Rail pour chariots petit-moyen-grand  
-Stahlprofil für Rollenaufhängung klein, medium, groß

24

24	Piccolo L=6000	zinc	1	10,0
24	Medio L=6000	zinc	1	19,0
24	Grande L=6000	zinc	1	30,0

Categoria commerciale: 1I



-Perno inferiore con cerniera a 1 ala oliva in ottone  
-Bottom pivot with 1 wing hinge and brass roller  
-Pivot inférieur avec paumelle à 1 aile et rouleau en laiton  
-Unteres Führungsband mit 1-Lasche und Führungsrolle aus Messing

26

26	Medio	zinc	16	5,7
26	Grande	zinc	16	7,6

Categoria commerciale: 1L



-Perno inferiore con cerniera a 3 ali oliva ottone  
-Bottom pivot with 3 wings hinge and brass roller  
-Pivot inférieur avec paumelle à 3 ailes et rouleau en laiton  
-Unteres Führungsrolle mit 3-Lasche und Führungsrolle aus Messing

28

28	Medio	zinc	16	7,8
28	Grande	zinc	16	9,0

Categoria commerciale: 1L



-Perno filettato oliva in ottone  
-Threaded pivot with brass roller  
-Pivot taraudé avec rouleau en laiton  
-Bolzen mit Gewinde und Führungsrolle aus Messing

30

30-25	Ø25	zinc	20	3,1

Categoria commerciale: 1L



-Deviatore rullo in acciaio  
-Steel switcher with roller  
-Déviateur en acier avec rouleau  
-Ablenker mit Stahlführungsrolle

32

32-34	Ø34	zinc	20	5,2

Categoria commerciale: 1L



-Piastra girevole con cuscinetto per carrelli  
 -Turning plate with bearing for trolleys  
 -Platine pivotante avec roulement pour chariots  
 -Schwenkplatte mit Kugellager für Rollenapparate

# 34

<b>34-M12</b>	Medio	zinc	20	3,6
<b>34-M20</b>	Grande	zinc	20	9,5

Categoria commerciale: 1L



-Guida inferiore oliva in ottone  
 -Bottom guide with brass roller  
 -Guide inférieure avec rouleau en laiton  
 -Untere Führungsplatte mit Messing-Führungsrolle

# 36

<b>36-25</b>	Ø25	zinc	20	5,7
<b>36-30</b>	Ø30	zinc	20	6,5

Categoria commerciale: 1L



-Carrello a 2 ruote  
 -Trolley with 2 wheels  
 -Chariot avec 2 galets  
 -Zweirädriger Rollenapparat

# 38

<b>38-24</b>	Ø24	zinc	30 Kg	50	7,0

Categoria commerciale: 1C



-Carrello a 2 ruote in nylon  
 -Trolley with 2 nylon wheels  
 -Chariot avec 2 galets en nylon  
 -Rollenapparat mit 2-Nylon-Rollen

# 39

<b>39-24</b>	Ø24	zinc	30 Kg	50	6,2

Categoria commerciale: 1C



-Carrello a 4 ruote  
 -Trolley with 4 wheels  
 -Chariot avec 4 galets  
 -Vierädrieger Rollenapparat

# 40

<b>40-24</b>	Ø24	zinc	50 Kg	50	11,9

Categoria commerciale: 1C



-Carrello a 4 ruote in nylon  
 -Trolley with 4 nylon wheels  
 -Chariot avec 4 galets en nylon  
 -Vierrädrieger Rollenapparat mit Nylon-Rollen

# 41

<b>41-24</b>	Ø24	zinc	50 Kg	50	10,2

Categoria commerciale: 1C





-Piastrina per carrelli  
-Plate for trolleys  
-Plaque pour chariots  
-Platte für Rollenapparat

42

42	Piccolo	zinc	50	2,5
42	Grande	zinc	50	2,5

Categoria commerciale: 1L



-Carrello a 2 ruote con staffa  
-2 Wheels trolley with bracket  
-Chariot à 2 galets avec bride  
-Zweirädriger Rollenapparat mit Befestigungsbügel

43

43-24	Ø24	zinc	30 Kg	100	7,5

Categoria commerciale: 1C



-Carrello a 2 ruote con staffa lunga  
-2 Wheel trolley with long bracket  
-Chariot à 2 galets avec bride longue  
-Zweirädriger Rollenapparat mit langem Befestigungsbügel

44

44-24	Ø24	zinc	30 Kg	100	9,4

Categoria commerciale: 1C



-Carrello a 2 ruote con staffa lunga zancata  
-Trolley with 2 wheels and long bended bracket  
-Chariot à 2 galets avec bride longue et courbée  
-Zweirädriger Rollenapparat mit langem gekrüpftem Befestigungsbügel

46

46-24	Ø24	zinc	30 Kg	100	9,4

Categoria commerciale: 1C



-Carrello a 1 ruota con staffa  
-Trolley with 1 wheel and bracket  
-Chariot à 1galet avec bride  
-Einrädriger Rollenapparat mit Befestigungsbügel

48

48-24	Ø24	zinc	15 Kg	100	6,2

Categoria commerciale: 1C



-Carrello a 2 ruote con staffa  
-Trolley with 2 wheels and bracket  
-Chariot à 2 galets avec bride  
-Zweirädriger Rollenapparat mit Befestigungsbügel

50

50-24	Ø24	zinc	30 Kg	100	8,4

Categoria commerciale: 1C



-Carrello a 2 ruote con staffa zancata  
 -Trolley with 2 wheels and bended bracket  
 -Chariot à 2 galets avec bride courbée  
 -Zweirädriger Rollenapparat mit gekröpftem Befestigungsbügel

**52**

52-24	Ø24	zinc	30 Kg	100	8,2

Categoria commerciale: 1C



-Carrello a 4 ruote con staffa larga  
 -Trolley with 4 wheels and large bracket  
 -Chariot à 4 galets avec bride large  
 -Vierrädriger Rollenapparat mit breitem Befestigungsbügel

**54**

54-24	Ø24	zinc	50 Kg	100	16,0

Categoria commerciale: 1C



-Carrello a 4 ruote con staffa larga zancata  
 -Trolley with 4 wheels and large bended bracket  
 -Chariot à 4 galets avec bride large courbée  
 -Vierrädriger Rollenapparat mit gekröpftem breitem Befestigungsbügel

**56**

56-24	Ø24	zinc	50 Kg	100	16,1

Categoria commerciale: 1C



-Carrello a 4 ruote con staffa porta gancio  
 -Trolley with 4 wheels and hook holder bracket  
 -Chariot à 4 galets avec bride porte-crochet  
 -Vierrädriger Rollenapparat mit Einhängebohrung

**60**

60-24	Ø24	zinc	50 Kg	50	9,6

Categoria commerciale: 1C



Ral 9005

-Serratura a montaggio rapido modello "Privato"  
 -Lock for gates "Residential" model easy to fix  
 -Serrure pour portail modèle "Standard" au montage rapide  
 -Schloss für Tore "Privat" Modell Einfach zum montieren

**73**

73-10	10			1	1,4
73-10	10	Ral 9005		1	1,3
73-20	20			1	1,4
73-20	20	Ral 9005		1	1,4
73-30	30			1	1,3
73-30	30	Ral 9005		1	1,3
73-40	40			1	1,4
73-40	40	Ral 9005		1	1,4
73-50	50			1	1,4
73-50	50	Ral 9005		1	1,4
73-60	60			1	1,4
73-60	60	Ral 9005		1	1,45

Categoria commerciale: 1N



Ral 9005

-Serratura a montaggio rapido modello "Industriale"  
 -Lock "Industrial" model easy to fix  
 -Serrure pour portail modèle "Industriel" au montage rapide  
 -Schloss "Industrie" Modell Einfach zum montieren

**74**

74-10	10			1	1,4
74-10	10	Ral 9005		1	1,4
74-20	20			1	1,4
74-20	20	Ral 9005		1	1,4
74-30	30			1	1,3
74-30	30	Ral 9005		1	1,3
74-40	40			1	1,4
74-40	40	Ral 9005		1	1,4
74-50	50			1	1,4
74-50	50	Ral 9005		1	1,4
74-60	60			1	1,4
74-60	60	Ral 9005		1	1,4

Categoria commerciale: 1N



-Svitare la vite di fissaggio  
 -Unscrew the fixing-screw  
 -Dévisser la vis de fixation  
 -Schrauben Sie die Befestigungsschraube auf



-Regolare lo scrocco destro-sinistro  
 -Adjust the right or left latch  
 -Régler le pêne demi-tour droite-gauche  
 -Einstellen Sie die Rechts- oder Linksrichtung des Schubriegels.




-Chiudere la vite di fissaggio  
 -Turn the fixing-screw  
 -Fermez la vis de fixation  
 -Ziehen Sie die Befestigungsschraube an



-Avvitare il grano di fissaggio  
 -Screw the fixing-grain  
 -Visser le grain de fixation  
 -Schrauben Sie das Befestigungskorn an



-Regolare lo scrocco  
 -Adjust the latch  
 -Régler le pêne demi-tour  
 -Stellen Sie den Schubriegel ein



-Aprire il grano di fissaggio  
 -Open the fixing-grain  
 -Ouvrez le grain de fixation  
 -Machen Sie das Befestigungskorn auf

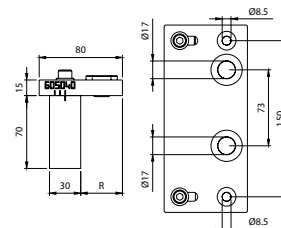


- Incontro in alluminio per serratura art. 73 e 74
- Aluminium strike for lock art. 73-74
- Gâche en aluminium pour serrure art. 73-74
- Schliessanschlag aus Aluminium für schloss art. 73-74

78

78		1	0,6	
78	RAL 9005	1	0,7	

Categoria commerciale: 1N

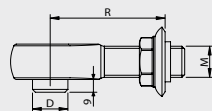
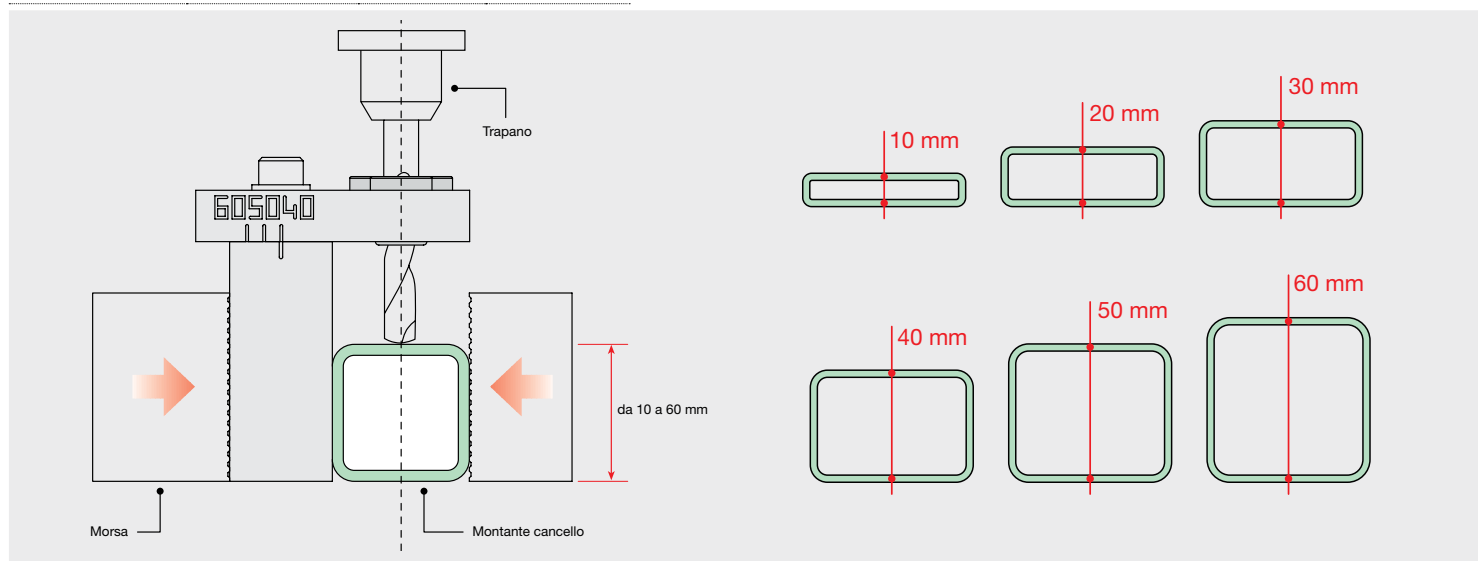


- Dima di foratura regolabile per art. 73 e 74
- Adjustable drilling fixture art. 73-74
- Gabarit de perçage réglable pour art.73-74
- Einstellbare Bohrschablone art. 73-74

80

80	zinc	40-60	1	4,7	

Categoria commerciale: 1N



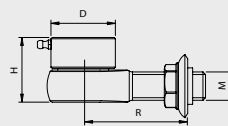
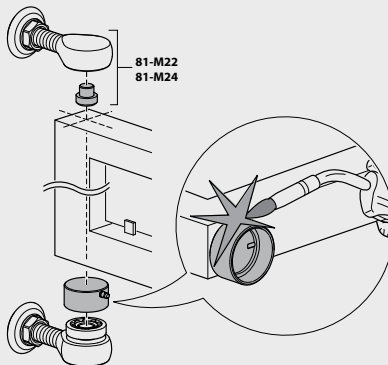
- Cardine superiore con cuscinetto
- Upper hinge with bearing
- Gond supérieur avec roulement
- Oberes Torband mit Kugellager

81

	D	M		R			
81-M22	Ø25	M22	zinc	55-95	150 Kg*	10	7,8
81-M24	Ø25	M24	zinc	65-100	200 Kg*	10	10,8

\* valore portata a coppia L/H=1 / capacity of couple hinges L/H=1

Categoria commerciale: 1A



- Cardine inferiore con cuscinetto reggi spinta
- Bottom hinge with thrust bearing
- Gond inférieur avec roulement de butée
- Unteres Torband mit Drucklager


82

PATENTED

	D	M		R			
82-M22	Ø50	M22	zinc	55-95	150 Kg*	10	10,4
82-M24	Ø50	M24	zinc	65-100	200 Kg*	10	10,9

\* valore portata a coppia L/H=1 / capacity of couple hinges L/H=1

Categoria commerciale: 1A




- Cardine superiore regolabile con piastra
- Adjustable upper hinge with plate
- Gond supérieur réglable avec platine
- Verstellbares oberes Torband mit Platte

## 85

	D		R			
<b>85M</b>	Ø50	zinc	70-85	450 Kg*	4	3,4
<b>85G</b>	Ø70	zinc	90-105	650 Kg*	2	3,2

\* valore portata a coppia L/H=1 / capacity of couple hinges L/H=1

Categoria commerciale: 1A




- Cardine superiore regolabile con piastra a L
- Adjustable upper hinge with L plate
- Gond supérieur réglable avec platine à L
- Verstellbares oberes Torband mit L-Platte

## 85L

	D		R			
<b>85L-M</b>	Ø50	zinc	70-85	350 Kg*	2	2,4
<b>85L-G</b>	Ø70	zinc	90-105	500 Kg*	2	4,1

\* valore portata a coppia L/H=1 / capacity of couple hinges L/H=1

Categoria commerciale: 1A



- Cardine superiore regolabile con piastra a fissare
- Adjustable upper hinge with plate to be screwed
- Gond supérieur réglable avec platine à visser
- Verstellbares oberes Torband mit Platte zum Anschrauben

## 85PST

	D		R			
<b>85PST-M</b>	Ø25	zinc	70-85	350 Kg*	2	2,3
<b>85PST-G</b>	Ø35	zinc	90-105	500 Kg*	2	3,2

\* valore portata a coppia L/H=1 / capacity of couple hinges L/H=1

Categoria commerciale: 1A



- Cardine superiore con cuscinetto e piastra
- Upper hinge with plate
- Gond supérieur avec platine
- Oberes Torband mit Platte

## 86P

	D		R			
<b>86P</b>	Ø45	zinc	50-60	200 Kg*	4	2,5

\* valore portata a coppia L/H=1 / capacity of couple hinges L/H=1

Categoria commerciale: 1A



- Cardine superiore pesante doppia regolazione e piastra a fissare
- Heavy upper hinge double adjustment and plate to be screwed
- Gond supérieur lourd double réglage platine à visser
- Schweres oberes Torband Doppelverstellung und Platte zum Anschrauben

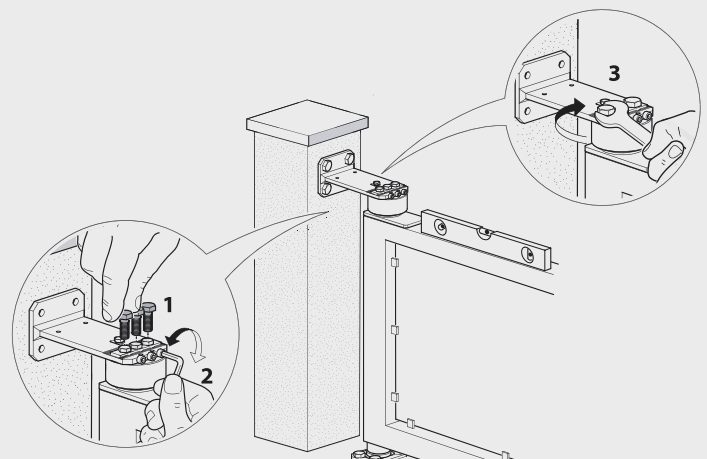
KG 1100  
L/H = 1


## 85XL

			R			
<b>85XL</b>	Maxi	zinc	130-165	4000 Kg*	1	11,6

\* valore portata a coppia L/H=1 / capacity of couple hinges L/H=1

Categoria commerciale: 1A






-Cardine superiore con piastra  
-Upper hinge with plate  
-Gond supérieur avec platine  
-Oberes Torband mit Platte

## 86G

	D		R			
<b>86G</b>	Ø70	zinc	90-105	650 Kg*	2	3,2

\* valore portata a coppia L/H=1 / capacity of couple hinges L/H=1

Categoria commerciale: 1A




-Cardine superiore con piastra a L  
-Upper hinge with L plate  
-Gond supérieur avec platine à L  
-Oberes Torband mit L-Platte

## 86L-P

	D		R			
<b>86L-P</b>	Ø45	zinc	50-80	200 Kg*	2	1,9

\* valore portata a coppia L/H=1 / capacity of couple hinges L/H=1

Categoria commerciale: 1A




-Cardine superiore con piastra a L  
-Upper hinge with L plate  
-Gond supérieur avec platine à L  
-Oberes Torband mit L-Platte

## 86L-G

	D		R			
<b>86L-G</b>	Ø70	zinc	90-105	500 Kg*	2	4,1

\* valore portata a coppia L/H=1 / capacity of couple hinges L/H=1

Categoria commerciale: 1A



-Cardine superiore con piastra a fissare  
-Upper hinge with plate to be screwed  
-Gond supérieur avec platine à visser  
-Oberes Torband mit Platte zum Anschrauben

## 86PST

	D		R			
<b>86PST-G</b>	Ø70	zinc	90-105	500Kg*	2	3,8

\* valore portata a coppia L/H=1 / capacity of couple hinges L/H=1

Categoria commerciale: 1A

SU RICHIESTA | ON REQUEST




-Cardine inferiore con cuscinetto reggi spinta  
-Bottom hinge with thrust bearing  
-Gond inférieur avec roulement de butée  
-Unteres Torband mit Drucklager

## 87

	D					
<b>87P</b>	Ø45	zinc	200 Kg*	4	1,6	
<b>87M</b>	Ø50	zinc	450 Kg*	4	1,8	
<b>87G</b>	Ø70	zinc	650 Kg*	2	2,0	

\* valore portata a coppia L/H=1 / capacity of couple hinges L/H=1

Categoria commerciale: 1A



-Cardine inferiore con cuscinetto reggi spinta e piastra a L  
-Bottom hinge with thrust bearing and L plate  
-Gond inférieur avec roulement de butée et platine à L  
-Unteres Torband mit Drucklager und L-Platte

## 87L

	D		R			
<b>87L-P</b>	Ø45	zinc	50-80	200 Kg*	4	2,9
<b>87L-M</b>	Ø50	zinc	50-85	350 Kg*	4	4,0
<b>87L-G</b>	Ø70	zinc	95-105	500 Kg*	2	4,2

\* valore portata a coppia L/H=1 / capacity of couple hinges L/H=1

Categoria commerciale: 1A



- Cardine inferiore con cuscinetto reggi spinta e piastra a fissare
- Bottom hinge with thrust bearing and plate to be screwed
- Gond inférieur avec roulement de butée et platine à fixer
- Unteres Torband mit Drucklager und Platte zum Anschrauben

## 87PST

			R			
<b>87PST-P</b>	Ø45	zinc	10	200 Kg*	2	1,2
<b>87PST-M</b>	Ø50	zinc	10	350 Kg*	2	0,9
<b>87PST-G</b>	Ø70	zinc	10	500 Kg*	2	2,5

\* valore portata a coppia L/H=1 / capacity of couple hinges L/H=1

Categoria commerciale: 1A




- Cardine superiore perno quadro piastra a saldare
- Upper hinge with square pin and plate to be welded
- Gond supérieur avec pivot carré et platine à souder
- Oberes Torband mit viereckigem Stift und Platte zum Schweißen

## 88

	D		R			
<b>88-40</b>	Ø33	zinc	90-105	200 Kg*	2	3,2
<b>88-50</b>	Ø43	zinc	90-105	450 Kg*	2	3,5
<b>88-60</b>	Ø52	zinc	90-105	650 Kg*	2	4,5

\* valore portata a coppia L/H=1 / capacity of couple hinges L/H=1

Categoria commerciale: 1A



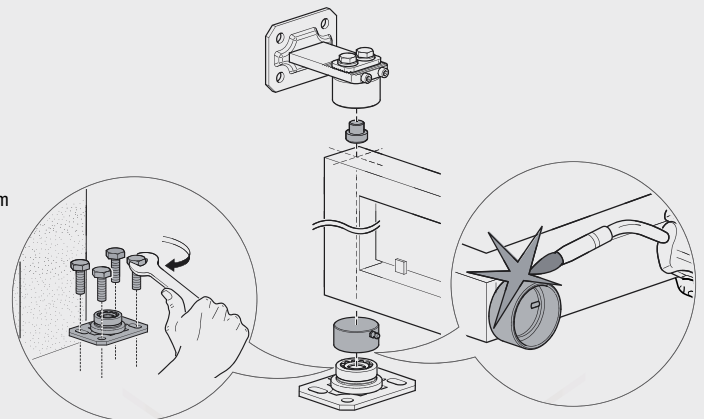
- Cardine inferiore pesante con cuscinetto reggi spinta e piastra a fissare
- Heavy bottom hinge with thrust bearing and plate to be screwed
- Gond inférieur lourd avec roulement de butée et platine à visser
- Schweres oberes Torband mit Drucklager und Platte zum Anschrauben

## 87XL

<b>87XL</b>	Maxi	zinc	4000 Kg*	1	5,5	

\* valore portata a coppia L/H=1 / capacity of couple hinges L/H=1

Categoria commerciale: 1A



- Cardine superiore perno quadro piastra a fissare a L
- Upper hinge with square pin and L plate to be screwed
- Gond supérieur avec pivot carré et platine à L
- Oberes Torband mit viereckigem Stift und L-Platte zum Anschrauben


## 88L

	D		R			
<b>88L-40</b>	Ø33	zinc	90-105	200 Kg*	2	3,8
<b>88L-50</b>	Ø43	zinc	90-105	350 Kg*	2	4,1
<b>88L-60</b>	Ø52	zinc	90-105	500 Kg*	2	4,7

\* valore portata a coppia L/H=1 / capacity of couple hinges L/H=1

Categoria commerciale: 1A

SU RICHIESTA | ON REQUEST



- Cardine superiore perno quadro piastra a fissare
- Upper hinge with square pin and plate to be screwed
- Gond supérieur avec pivot carré et platine à visser
- Oberes Torband mit viereckigem Stift und Platte zum Anschrauben

## 88PST

	D		R			
<b>88PST-40</b>	Ø33	zinc	90-105	200 Kg*	2	3,6
<b>88PST-50</b>	Ø43	zinc	90-105	350 Kg*	2	3,9
<b>88PST-60</b>	Ø52	zinc	90-105	500 Kg*	2	4,9

\* valore portata a coppia L/H=1 / capacity of couple hinges L/H=1

Categoria commerciale: 1A

SU RICHIESTA | ON REQUEST





- Maxiperno inferiore
- Bottom big pin
- Pivot grand inférieur
- Unterer Maxibolzen

89

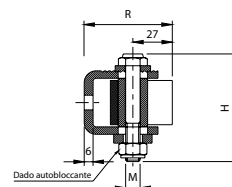
		D			
89-40	Ø40	33	200 Kg*	2	2,6
89-50	Ø50	43	450 Kg*	2	2,8
89-60	Ø60	53	650 Kg*	2	3,4

\* valore portata a coppia L/H=1 / capacity of couple hinges L/H=1

Categoria commerciale: 1A



- Cardine con ala cerniera
- Hinge with wing
- Gond avec aile paumelle
- Torband mit Lasche

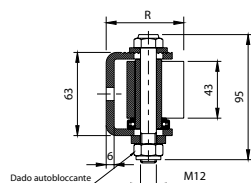


90

		R			
90P	H73	55-65	200 Kg*	20	8,1
90G	H95	54-65	300 Kg*	10	6,1

\* valore portata a coppia L/H=1 / capacity of couple hinges L/H=1

Categoria commerciale: 1A



- Cardine con ala cerniera e cuscinetto
- Hinge with wing and bearing
- Gond avec aile paumelle et roulement
- Torband mit Lasche und Kugellager

92G

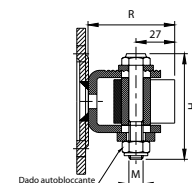
		R			
92G	Grande	54-64	300 Kg*	10	6,0

\* valore portata a coppia L/H=1 / capacity of couple hinges L/H=1

Categoria commerciale: 1A



- Cardine ala cerniera con piastra a fissare
- Hinge with wing and plate to be screwed
- Gond avec aile paumelle et platine à visser
- Torband mit Lasche und Platte zum Anschrauben

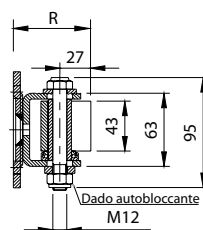


94

		R			
94P	H73	63-73	200 Kg*	20	15,5
94G	H95	62-72	300 Kg*	10	10,0

\* valore portata a coppia L/H=1 / capacity of couple hinges L/H=1

Categoria commerciale: 1A



- Cardine ala cerniera e cuscinetto con piastra a fissare
- Hinge with wing, bearing and plate to be screwed
- Gond avec aile paumelle et roulement avec platine à visser
- Torband mit Lasche, Kugellager und Platte zum Anschrauben

96G

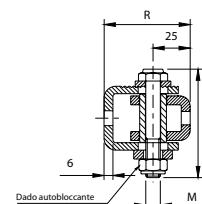
		R			
96G	zinc Grande	62-72	300 Kg*	10	9,7

\* valore portata a coppia L/H=1 / capacity of couple hinges L/H=1

Categoria commerciale: 1A



- Cardine con cavallotto
- Hinge with u bolt
- Gond avec crampillon
- Torband mit U-Bügel



100

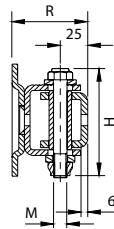
		M	R		
100P	H73	M10	53-63	100 Kg*	20
100G	H95	M12	52-62	200 Kg*	10

\* valore portata a coppia L/H=1 / capacity of couple hinges L/H=1

Categoria commerciale: 1A



- Cardine con cavalletto e piastra a fissare
- Hinge with u bolt and plate to be screwed
- Gond avec crampillon et platine à visser
- Torband mit U-Bügel und Platte zum Anschrauben




## 100PST

			M	R			
<b>100PST-P</b>	zinc	H73	M10	64-74	100*	20	14,6
<b>100PST-G</b>	zinc	H95	M12	62-72	200*	10	9,1

\* valore portata a coppia L/H=1 / capacity of couple hinges L/H=1

Categoria commerciale: 1A



- Perno sferico e piastra
- Spherical pin and plate
- Pivot sphérique et platine
- Drehstift und Platte

## 105

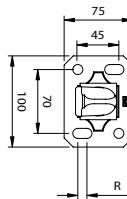
<b>105-20</b>	H98	210 Kg*	10	8,5

\* valore portata a coppia L/H=1 / capacity of couple hinges L/H=1

Categoria commerciale: 1A



- Perno sferico e piastra a fissare
- Spherical pin and plate to be screwed
- Pivot sphérique et platine à visser
- Drehstift und Platte zum Anschrauben



## 105PST

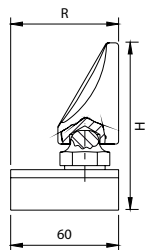
			R			
<b>105PST-20</b>	zinc	H96	10	200 Kg*	5	4,5

\* valore portata a coppia L/H=1 / capacity of couple hinges L/H=1

Categoria commerciale: 1A



- Perno sferico e piastra regolabile
- Spherical pin and adjustable plate
- Pivot sphérique et platine réglable
- Kugelfstift und verstellbare Platte



## 106

		H	R			
<b>106-20</b>	zinc	124	50-70	150 Kg*	6	5,0
<b>106-27</b>	zinc	154	55-75	200 Kg*	2	3,0

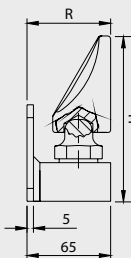
\* valore portata a coppia L/H=1 / capacity of couple hinges L/H=1

Categoria commerciale: 1A

SU RICHIESTA | ON REQUEST



- Perno sferico regolabile e piastra a fissare
- Adjustable spherical pin and plate to be screwed
- Pivot sphérique réglable et platine à visser
- Verstellbarer Kugelfstift und Platte zum Anschrauben



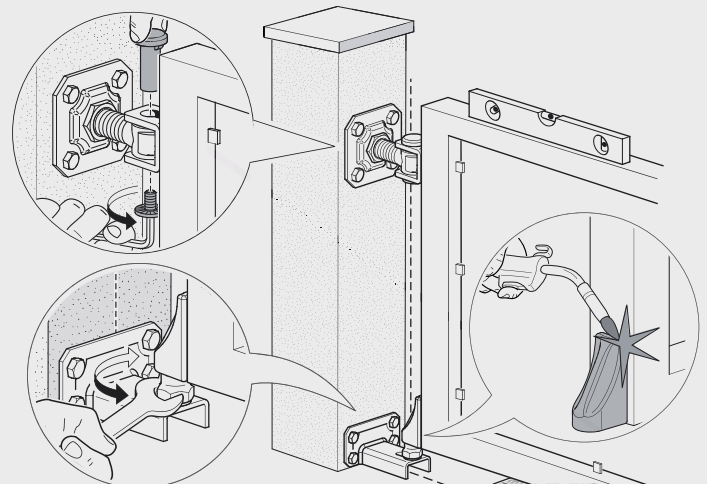
## 106PST

		H	R			
<b>106PST-20</b>	zinc	124	55-75	150 Kg*	2	2,4
<b>106PST-27</b>	zinc	154	60-80	200 Kg*	2	3,7

\* valore portata a coppia L/H=1 / capacity of couple hinges L/H=1

Categoria commerciale: 1A

SU RICHIESTA | ON REQUEST





## 110

-Perno inferiore  
-Bottom pin  
-Pivot inférieur  
-Unterer Drehstift

<b>110-20</b>	200 Kg*	20	4,1	
<b>110-24</b>	300 Kg*	10	3,3	
<b>110-27</b>	su richiesta 450 Kg*	10	4,6	

\* valore portata a coppia L/H=1 / capacity of couple hinges L/H=1

Categoria commerciale: 1A



## 115

-Piastra per perno inferiore  
-Plate for bottom pin  
-Platine pour pivot inférieur  
-Platte für unteren Drehstift

<b>115-20,5</b>	20	8,1	
<b>115-24,5</b>	10	7,4	
<b>115-28</b>	su richiesta 10	7,2	

Categoria commerciale: 1A



-Piastra base a fissare per perno inferiore  
-Base plate to be screwed for bottom pin  
-Plaque de base à visser avec pivot inférieur  
-Bodenplatte zum Anschrauben für unteren Drehstift


## 115PST

		R			
<b>115PST-20,5</b>	zinc	10	150 Kg*	5	2,8
<b>115PST-24,5</b>	zinc	10	240 Kg*	5	2,7
<b>115PST-28</b>	zinc	10	300 Kg*	5	2,6

\* valore portata a coppia L/H=1 / capacity of couple hinges L/H=1

Categoria commerciale: 1A

SU RICHIESTA | ON REQUEST



-Piastra regolabile per perno inferiore  
-Adjustable plate for bottom pin  
-Plaque réglable pour pivot inférieur  
-Verstellbare Platte für unteren Drehstift

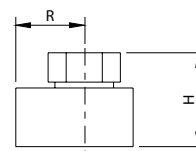
## 117

		H	R			
<b>117-20,5</b>	zinc	48	25-45	125 Kg*	12	4,8
<b>117-24,5</b>	zinc	48	25-45	200 Kg*	12	5,0
<b>117-28</b>	zinc	51	25-45	250 Kg*	12	5,7

\* valore portata a coppia L/H=1 / capacity of couple hinges L/H=1

Categoria commerciale: 1A

SU RICHIESTA | ON REQUEST



-Piastra regolabile per perno inferiore a fissare  
-Adjustable plate for bottom pin to be screwed  
-Plaque réglable pour pivot inférieur à visser  
-Verstellbare Platte für unteren Drehstift zum Anschrauben

## 117PST

		H	R			
<b>117PST-20,5</b>	zinc	48	30-50	125Kg*	2	1,5
<b>117PST-24,5</b>	zinc	48	30-50	200 Kg*	2	1,9
<b>117PST-28</b>	zinc	51	30-50	250 Kg*	2	1,7

\* valore portata a coppia L/H=1 / capacity of couple hinges L/H=1

Categoria commerciale: 1A

SU RICHIESTA | ON REQUEST



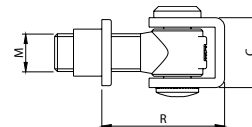
-Cardine con cavallotto e bussola  
-Hinge with u-bolt and bush  
-Gond avec crampillon et douille  
-Torband mit U-Bügel und Buchse

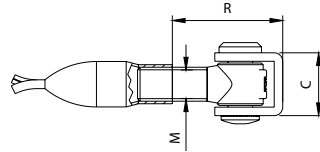
## 120

		C	M	R			
<b>120-M18</b>	zinc	37	M18	50-70	125 Kg*	20	8,6
<b>120-M20</b>	zinc	37	M20	49-69	150 Kg*	20	8,6
<b>120-M22</b>	zinc	49	M22	55-80	220 Kg*	10	13,7
<b>120-M24</b>	zinc	49	M24	55-75	225 Kg*	10	7,4
<b>120-M20 Hs700</b>	Hs700	37	M20	49-69	150 Kg*	20	8,4
<b>120-M24 Hs700</b>	Hs700	49	M24	55-75	225 Kg*	10	7,1

\* valore portata a coppia L/H=1 / capacity of couple hinges L/H=1

Categoria commerciale: 1A





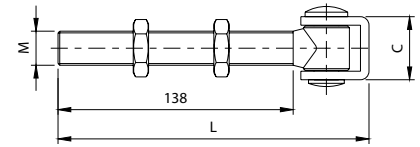
# 125

- Cardine con cavallotto a cementare
- Hinge to be cemented with u-bolt
- Gond à sceller avec crampillon
- Torband mit Mauerhülse und U-Bügel

		C	M	R			
<b>125-M20</b>	zinc	37	M20	43-73	150 Kg*	20	10,2
<b>125-M24</b>	zinc	49	M24	50-75	225 Kg*	10	7,8

\* valore portata a coppia L/H=1 / capacity of couple hinges L/H=1

Categoria commerciale: 1A



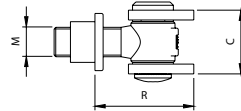
# 130

- Cardine con cavallotto a barra lunga filettata
- Hinge with long bar and u-bolt
- Gond avec barre long filetée et crampillon
- Torband mit langem Gewinde und U-Bügel

		C	M				
<b>130-M20</b>	zinc	37	M20	L=182	150 Kg*	20	12,1
<b>130-M24</b>	zinc	49	M24	L=187	225 Kg*	10	10,1

\* valore portata a coppia L/H=1 / capacity of couple hinges L/H=1

Categoria commerciale: 1A



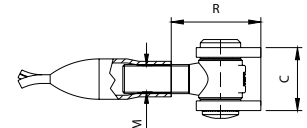
# 135

- Cardine con ali e bussola
- Hinge with wings and bush
- Gond avec ailes et douille
- Torband mit Lasche und Buchse

		C	M	R			
<b>135-M18</b>	zinc	39	M18	50-70	125 Kg*	20	7,9
<b>135-M20</b>	zinc	39	M20	50-75	150 Kg*	20	8,9
<b>135-M22</b>	zinc	53	M22	55-80	220 Kg*	10	7,0
<b>135-M24</b>	zinc	53	M24	60-80	225 Kg*	10	8,0
<b>135-M27</b>	zinc	60	M27	62-98	320 Kg*	10	11,0

\* valore portata a coppia L/H=1 / capacity of couple hinges L/H=1

Categoria commerciale: 1A



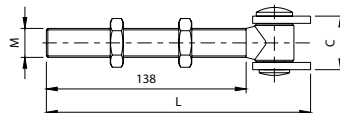
# 140

- Cardine con ali a cementare
- Hinge with wings to be cemented
- Gond à sceller avec ailes
- Torband mit Mauerhülse und Laschen

		C	M	R			
<b>140-M18</b>	zinc	39	M18	45-65	125 Kg*	20	9,2
<b>140-M22</b>	zinc	53	M22	50-80	220 Kg*	10	7,9
<b>140-M27</b>	zinc	60	M27	55-97	320 Kg*	10	12,1

\* valore portata a coppia L/H=1 / capacity of couple hinges L/H=1

Categoria commerciale: 1A



# 150

- Cardine con ali a barra lunga filettata
- Hinge with long bar and wings
- Gond avec barre long filetée et ailes
- Torband mit langem Gewinde und Laschen

		C	M				
<b>150-M18</b>	L=185	zinc	39	M18	125 Kg*	20	10,8
<b>150-M22</b>	L=187	zinc	53	M22	220 Kg*	10	9,5

\* valore portata a coppia L/H=1 / capacity of couple hinges L/H=1

Categoria commerciale: 1A

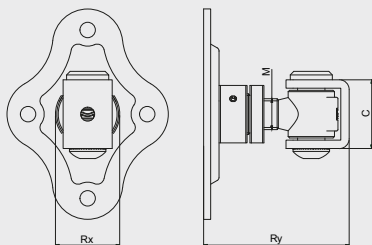



# 154

- Piastra "Rustica" con dado regolabile
- Plate "Rustica" with adjustable nut
- Platine "Rustica" avec écrou réglable
- Platte "Rustica" mit verstellbarer Mutter

<b>154-M18</b>		zinc			10		4,8
<b>154-M20</b>		zinc			10		4,8
<b>154-M22</b>		zinc			10		4,6
<b>154-M24</b>		zinc			10		4,8
<b>154-M27</b>		zinc			10		4,8

Categoria commerciale: 1A



- Piastra "Rustica" doppia regolazione su 2 assi x - y
- Plate "Rustica" double adjustment on 2 axis x-y
- Platine "Rustica" avec double réglage sur les axes x-y
- Platte "Rustica" 2 Achsen x-y Doppelverstellung

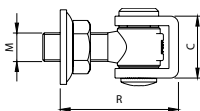
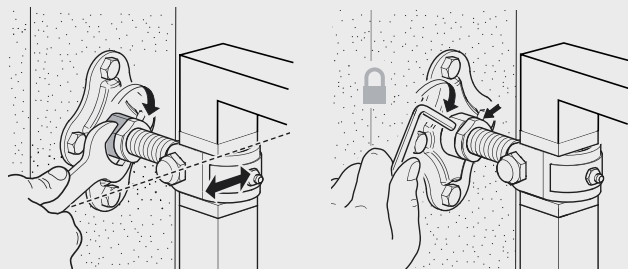
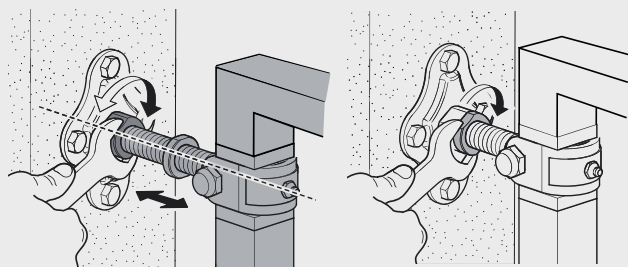
## 154R-CV

PATENTED

		C	M	Rx	Ry			
<b>154R-18 CV</b>	zinc	37	18	82-86	10	125 kg*	20	18
<b>154R-20 CV</b>	zinc	37	20	87-90	10	150 kg*	20	18,3
<b>154R-22 CV</b>	zinc	49	22	94-96	10	220 kg*	10	13,2
<b>154R-24 CV</b>	zinc	49	24	95-100	10	225 kg*	10	13,5

\* valore portata a coppia L/H=1 / capacity of couple hinges L/H=1

Categoria commerciale: 1A



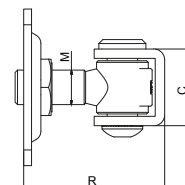

- Cardine con cavallotto e dado regolabile
- Hinge with u-bolt and adjustable nut
- Gond avec crampillon et écrou réglable
- Torband mit U-Bügel und verstellbare Mutter

## 155

		C	M	R			
<b>155-M20</b>	zinc	37	M20	70-90	150 Kg*	20	9,2
<b>155-M24</b>	zinc	49	M24	75-100	225 Kg*	10	8,2

\* valore portata a coppia L/H=1 / capacity of couple hinges L/H=1

Categoria commerciale: 1A




- Piastra "Rettangolare" con dado regolabile
- Plate "Rettangolare" with adjustable nut
- Platine "Rettangolare" avec écrou réglable
- Platte "Rettangolare" mit verstellbarer Mutter

## 157CV

		C	M	R			
<b>157CV-M18</b>	zinc	37	18	62-85	125 kg*	20	13
<b>157CV-M20</b>	zinc	37	20	62-85	150 kg*	20	13,2
<b>157CV-M22</b>	zinc	49	22	70-95	220 kg*	10	9,2
<b>157CV-M24</b>	zinc	49	24	70-100	225 kg*	10	9,6

Categoria commerciale: 1A

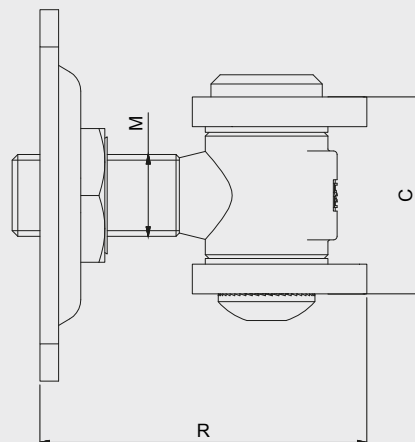


- Cardine con ali e piastra "rettangolare" con dado regolabile
- Hinge with wings and Plate "Rettangolare" with adjustable nut
- Gond avec ailes et platine "Rettangolare" avec écrou réglable
- Torband mit Laschen und platte "Rettangolare" mit verstellbarer Mutter

## 157AL

		C	M	R			
<b>157-18 AL</b>	zinc	39	M18	62-85	125 kg*	20	12,5
<b>157-20 AL</b>	zinc	39	M20	62-85	150 kg*	20	13,3
<b>157-22 AL</b>	zinc	53	M22	70-95	220 kg*	10	9,4
<b>157-24 AL</b>	zinc	53	M24	70-100	225 kg*	10	10,3

Categoria commerciale: 1A






# 159

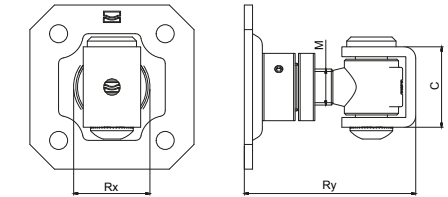
- Piastra "Quadrata" con dado regolabile
- Plate "Quadrata" with adjustable nut
- Platine "Quadrata" avec écrou réglable
- Platte "Quadrata" mit verstellbarer Mutter

<b>159-M18</b>	zinc	10	4,5
<b>159-M20</b>	zinc	10	4,5
<b>159-M22</b>	zinc	10	4,5
<b>159-M24</b>	zinc	10	4,3
<b>159-M27</b>	zinc	10	8,0

Categoria commerciale: 1A



# 159R-CV



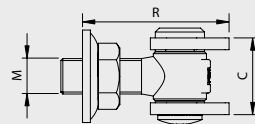
- Piastra "Quadrata" doppia regolazione su 2 assi x-y
- Plate "Quadrata" double adjustment on 2 axis x-y
- Platine "Quadrata" double réglage sur les axes x-y
- Platte "Quadrata" 2 Achsen x-y Doppelverstellung

PATENTED

		C	M	Rx	Ry			
<b>159R-M18 CV</b>	zinc	37	18	82-86	10	125 kg*	20	17,1
<b>159R-M20 CV</b>	zinc	37	20	87-90	10	150 kg*	20	17,3
<b>159R-M22 CV</b>	zinc	49	22	94-96	10	220 kg*	10	12,7
<b>159R-M24 CV</b>	zinc	49	24	95-100	10	225 kg*	10	13

\* valore portata a coppia L/H=1 / capacity of couple hinges L/H=1

Categoria commerciale: 1A



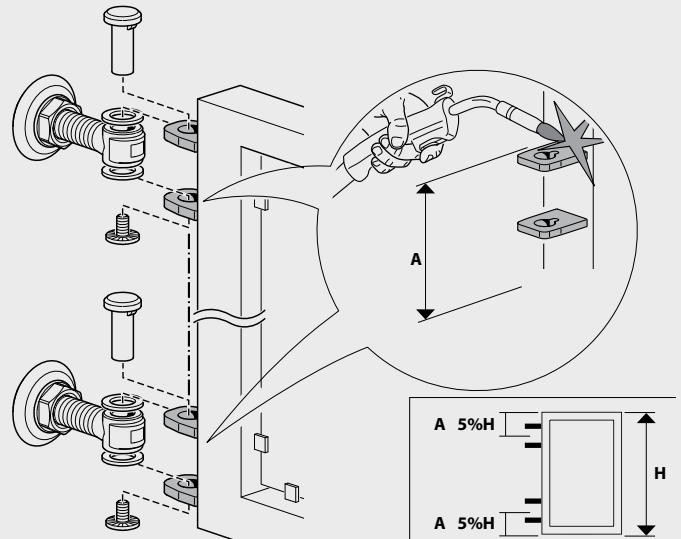
- Cardine con ali e dado regolabile
- Hinge with wings and adjustable nut
- Gond avec ailes et écrou réglable
- Torband mit Laschen und verstellbare Mutter

# 160

		C	M	R			
<b>160-M18</b>	zinc	39	M18	70-85	125 Kg*	20	8,1
<b>160-M22</b>	zinc	53	M22	70-95	220 Kg*	10	7,4
<b>160-M27</b>	zinc	60	M27	80-117	320 Kg*	10	10,5

\* valore portata a coppia L/H=1 / capacity of couple hinges L/H=1

Categoria commerciale: 1A

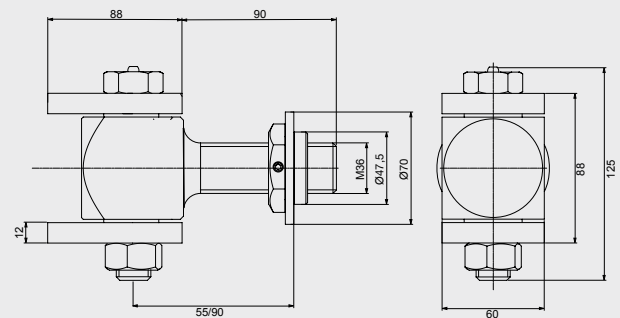


# 160XL

- Cardine maxi con ali e dado regolabile
- Hinge maxi with wings and adjustable nut
- Gond maxi avec ailes et écrou réglable
- Torband maxi mit Laschen und verstellbare Mutter

<b>160XL</b>	zinc	2	7,0

Categoria commerciale: 1A



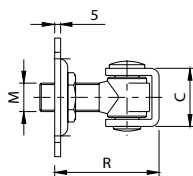
## CARATTERISTICHE:

- Ingrassatore
- Perno anti-rotazione
- Vite M36
- Regolazione (R) da 55 a 90 mm
- Vite di fissaggio

## FEATURES:

- Grease gun
- No-loosing screw
- Threaded Bar M36
- Adjustment (R) from 55 to 90 mm
- Fixing screw





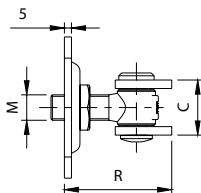
161

- Cardine con cavallotto e piastra con dado regolabile
- Hinge with u bolt and plate with adjustable nut
- Gond avec crampillon et platine avec écrou réglable
- Torband mit U-Bügel und Platte mit verstellbarer Mutter

		C	M	R			
<b>161-M18</b>	zinc	37	18	62-85	125 kg*	20	14,5
<b>161-M20</b>	zinc	37	M20	60-85	150 Kg*	20	15,8
<b>161-M22</b>	zinc	49	22	70-95	220 kg*	10	9
<b>161-M24</b>	zinc	49	M24	70-100	225 Kg*	10	10,7

\* valore portata a coppia L/H=1 / capacity of couple hinges L/H=1

Categoria commerciale: 1A




163

- Cardine con ali e piastra con dado regolabile
- Hinge with wings and plate with adjustable nut
- Gond avec ailes et platine avec écrou réglable
- Torband mit Laschen und Platte mit verstellbarer Mutter

		C	M	R			
<b>163-M18</b>	zinc	39	M18	62-85	125 Kg*	20	14,2
<b>163-M20</b>	zinc	39	20	62-85	150 kg*	20	15
<b>163-M22</b>	zinc	53	M22	70-95	220 Kg*	10	10,7
<b>163-M24</b>	zinc	53	24	70-95	225 kg*	10	10,2
<b>163-M27</b>	zinc	60	M27	80-117	320 Kg*	10	17,7

\* valore portata a coppia L/H=1 / capacity of couple hinges L/H=1

Categoria commerciale: 1A

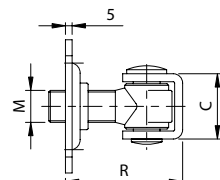


165

- Copri pilastro quadrato grezzo
- Square pillar cover raw
- Couvre pilastre carré brut
- Viereckiger Pfostendeckel

<b>165-30</b>	30X30	50	1,5
<b>165-40</b>	40x40	50	2,2
<b>165-50</b>	50x50	50	3,2
<b>165-60</b>	60x60	50	4,3
<b>165-80</b>	80x80	50	6,7
<b>165-100</b>	100x100	50	9,3
<b>165-120</b>	120x120	25	7,8
<b>165-150</b>	150x150	25	11,0
<b>165-200</b>	200x200	20	15,2

Categoria commerciale: 1G



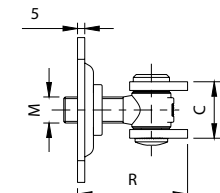
162

- Cardine con cavallotto e piastra con bussola
- Hinge with u bolt and plate with bush
- Gond avec crampillon et platine avec douille
- Torband mit U-Bügel und Platte mit Buchse

		C	M	R			
<b>162-M20</b>	zinc	37	M20	60-85	150 Kg*	20	15,6
<b>162-M24</b>	zinc	49	M24	70-100	225 Kg*	10	10,9

\* valore portata a coppia L/H=1 / capacity of couple hinges L/H=1

Categoria commerciale: 1A




164

- Cardine con ali e piastra con bussola
- Hinge with wings and plate with bush
- Gond avec ailes et platine avec douille
- Torband mit Laschen und Platte mit Buchse

		C	M	R			
<b>164-M18</b>	zinc	39	M18	60-85	125 Kg*	20	15,0
<b>164-M22</b>	zinc	53	M22	70-95	220 Kg*	10	8,5
<b>164-M27</b>	zinc	60	M27	80-117	320 Kg*	10	16,3

\* valore portata a coppia L/H=1 / capacity of couple hinges L/H=1

Categoria commerciale: 1A



165Z

- Copri pilastro quadrato zincato
- Square pillar cover galvanized
- Couvre pilastre carré zingué
- Viereckiger Pfostendeckel Verzinkt

<b>165Z-30</b>	zinc	30X30	50
<b>165Z-40</b>	zinc	40x40	50
<b>165Z-50</b>	zinc	50x50	50
<b>165Z-60</b>	zinc	60x60	50
<b>165Z-80</b>	zinc	80x80	50
<b>165Z-100</b>	zinc	100x100	50
<b>165Z-120</b>	zinc	120x120	25
<b>165Z-150</b>	zinc	150x150	25
<b>165Z-200</b>	zinc	200x200	20

Categoria commerciale: 1G



-Copri pilastro tondo  
 -Round pillar cover  
 -Couvre pilastre rond  
 -Runder Pfostendeckel

## 165T

<b>165T-30</b>	Ø30,3	50	1,1
<b>165T-33</b>	Ø33,8	50	1,2
<b>165T-42</b>	Ø42,7	50	1,8
<b>165T-48</b>	Ø48,5	50	2,2
<b>165T-60</b>	Ø60,6	50	3,1
<b>165T-76</b>	Ø76,5	50	4,8
<b>165T-89</b>	Ø89,2	50	6,0
<b>165T-102</b>	Ø102	25	3,9
<b>165T-114</b>	Ø114,8	25	5,1

Categoria commerciale: 1G



-Battente d'arresto a fissare  
 -Stop batten to be fixed  
 -Battent d'arrêt à fixer  
 -Auflaufschuh zum Anschrauben

## 166

<b>166P</b>	Piccolo	zinc	25	6,8
<b>166G</b>	Grande	zinc	10	4,8

Categoria commerciale: 1G



-Battente d'arresto a cementare  
 -Stop batten to be cemented  
 -Battent d'arrêt à sceller  
 -Auflaufschuh zum Ausbetonieren

## 167

<b>167</b>	zinc	10	12,2

Categoria commerciale: 1G

SU RICHIESTA | ON REQUEST



-Battente d'arresto a cementare con ancoranti  
 -Stop batten to be cemented with tie rods  
 -Battent d'arrêt à sceller avec tirants  
 -Auflaufschuh zum Ausbetonieren mit Ankern

## 168

<b>168</b>	zinc	4	6,4

Categoria commerciale: 1G



-Battente d'arresto a cementare  
 -Stop batten to be cemented  
 -Battent d'arrêt à sceller  
 -Auflaufschuh zum Ausbetonieren

## 169

<b>169</b>	zinc	25	7,8

Categoria commerciale: 1G



-Battente d'arresto a cementare  
 -Stop batten to be cemented  
 -Battent d'arrêt à sceller  
 -Auflaufschuh zum Ausbetonieren

## 170

<b>170</b>		25	8,4

Categoria commerciale: 1G



- Battente d'arresto a fissare
- Stop batten to be fixed
- Battent d'arrêt à fixer
- Auflaufschuh zum Anschrauben

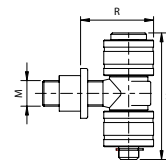
171

171	zinc	10	8,20	

Categoria commerciale: 1G



- Cardine cilindrico con bussola
- Cylindrical hinge with bush
- Gond cylindrique avec douille
- Zylindrischer Torband mit Buchse

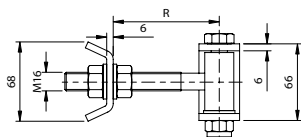


172

		H	M	R			
172-M18	zinc	89	M18	43-62	125 Kg*	20	8,7
172-M20	zinc	89	M20	43-62	155 Kg*	20	11,2
172-M24	zinc	105	M24	46-72	240 Kg*	10	10,0

\* valore portata a coppia L/H=1 / capacity of couple hinges L/H=1

Categoria commerciale: 1A



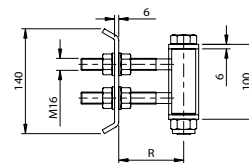
- Cardine con cavalletto per apertura a 180°
- Hinge with u bolt for 180° opening
- Gond avec crampillon pour ouverture à 180°
- Torband mit U-Bügel für 180° Öffnung

174

		R			
174-M16	zinc	50-110	75 Kg*	10	9,8

\* valore portata a coppia L/H=1 / capacity of couple hinges L/H=1

Categoria commerciale: 1A



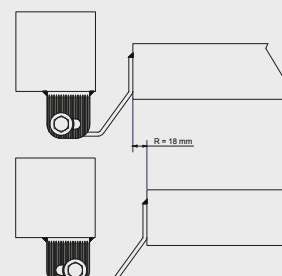
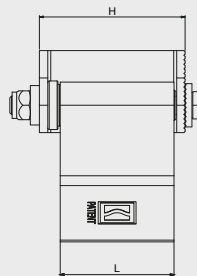
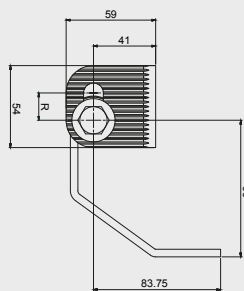


- Cardine doppio corpo con cavalletto per apertura a 180°
- Hinge with double body and u bolt for 180° opening
- Gond avec double corps et crampillon pour ouverture à 180°
- Torband mit Doppelkörper und U-Bügel für 180° Öffnung

176

		R			
176-M16	zinc	55-115	150 Kg*	10	20,0

\* valore portata a coppia L/H=1 / capacity of couple hinges L/H=1

Categoria commerciale: 1A



- Cardine per apertura a 180°
- Hinge for 180° opening
- Gond pour ouverture à 180°
- Torband für 180° Öffnung

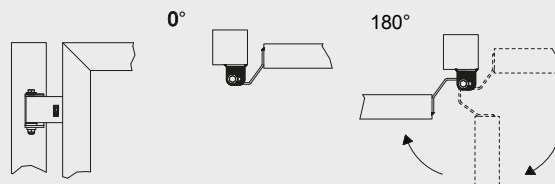
PATENTED

175

		L	H	R			
175P	zinc	43	63	18	70 Kg*	8	7,9
175G	zinc	75	95	18	135 Kg*	6	8,6

\* valore portata a coppia L/H=1 / capacity of couple hinges L/H=1

Categoria commerciale: 1A





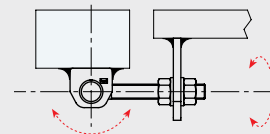
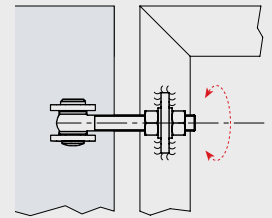
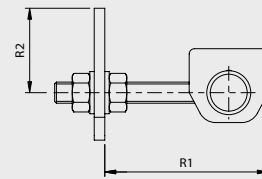
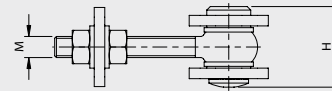
- Cardine con ali per apertura a 180°
- Hinge with wings for 180° opening
- Gond avec ailes pour ouverture à 180°
- Torband mit Laschen für 180° Öffnung

# 178

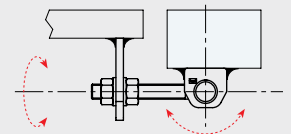
		R	R			
<b>178-M12</b>	zinc	35-85	45-60	50 Kg*	10	5,6
<b>178-M16</b>	zinc	40-100	50-70	75 Kg*	10	8,1
<b>178-M20</b>	zinc	45-100	90-110	125 Kg*	10	14,9
<b>178-M24</b>	zinc	55-110	85-105	200 Kg*	10	22,2

\* valore portata a coppia L/H=1 / capacity of couple hinges L/H=1

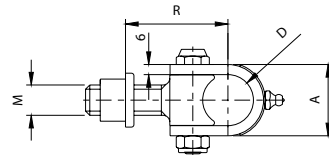
Categoria commerciale: 1A



CLOSED



OPEN



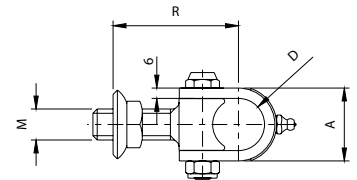
- Cardine a fascetta con ingrassatore e bussola
- Clamp-hinge with greaser and bush
- Gond à collier avec graisseur et douille
- Halseisenband mit Schmierbüchse und Buchse

# 180

		D	M	R			
<b>180-M18</b>	zinc	Ø30	M18	45-70	100 Kg*	20	9,2
<b>180-M22</b>	zinc	Ø35	M22	45-75	160 Kg*	10	6,8
<b>180-M27</b>	zinc	Ø40	M27	55-95	260 Kg*	10	10,7

\* valore portata a coppia L/H=1 / capacity of couple hinges L/H=1

Categoria commerciale: 1A



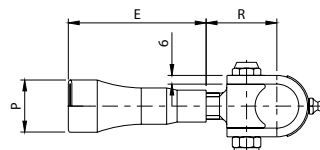
- Cardine a fascetta con ingrassatore e dado regolabile
- Clamp-hinge with greaser and adjustable nut
- Gond à collier avec graisseur et écrou réglable
- Halseisenband mit Schmierbüchse und verstellbarer Mutter

# 182

		D	M	R			
<b>182-M18</b>	zinc	Ø30	M18	55-85	100 Kg*	20	9,7
<b>182-M22</b>	zinc	Ø35	M22	64-100	160 Kg*	10	7,2
<b>182-M27</b>	zinc	Ø40	M27	75-115	260 Kg*	10	11,7

\* valore portata a coppia L/H=1 / capacity of couple hinges L/H=1

Categoria commerciale: 1A



- Cardine a fascetta a cementare con ingrassatore
- Clamp-hinge with greaser to be cemented
- Gond à collier avec graisseur à sceller
- Halseisenband mit Schmierbüchse zum Ausbetonieren

# 184

		E	P	R			
<b>184-M18</b>	zinc	95	38	40-70	100 Kg*	20	10,3
<b>184-M22</b>	zinc	100	38	45-80	160 Kg*	10	7,3
<b>184-M27</b>	zinc	110	44	55-95	260 Kg*	10	10,5

\* valore portata a coppia L/H=1 / capacity of couple hinges L/H=1

Categoria commerciale: 1A



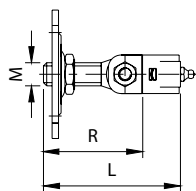
- Corpo cardine a fascetta con ingrassatore per barre filettate
- Clamp-hinge body with greaser for threaded bars
- Corps gond à collier avec graisseur pour barres filetées
- Halseisenbandkörper mit Schmierbüchse für Profile mit Gewinde

# 185

<b>185-M18</b>	zinc		100 Kg*	8			4,1
<b>185-M22</b>	zinc		160 Kg*	6			4,2
<b>185-M27</b>	zinc		260 Kg*	6			5,3

\* valore portata a coppia L/H=1 / capacity of couple hinges L/H=1

Categoria commerciale: 1A



186

- Cardine a fascetta con ingrassatore e piastra con dado regolabile
- Clamp-hinge with greaser and plate with adjustable nut
- Gond à collier avec graisseur et platine avec écrou réglable
- Halseisenband mit Schmierbüchse und Platte mit verstellbarer Mutter

		L	M	R			
<b>186-M18</b>	zinc	106	M18	55-85	100 Kg*	20	16,9
<b>186-M22</b>	zinc	122	M22	64-100	160 Kg*	10	10,5
<b>186-M27</b>	zinc	141	M27	75-115	260 kg*	10	16,9

\* valore portata a coppia L/H=1 / capacity of couple hinges L/H=1

Categoria commerciale: 1A

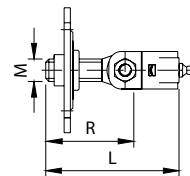


- Dado per cardini
- Nut for hinges
- Écrou pour gonds
- Mutter für Torbänder

189

<b>189-M18</b>	zinc	50	1,4
<b>189-M20</b>	zinc	50	1,7
<b>189-M22</b>	zinc	50	1,9
<b>189-M24</b>	zinc	50	2,5
<b>189-M27</b>	zinc	50	4,5

Categoria commerciale: 1A



188

- Cardine a fascetta con ingrassatore e piastra con bussola
- Clamp-hinge with greaser and plate with bush
- Gond à collier avec graisseur et platine avec douille
- Halseisenband mit Schmierbüchse und Platte mit Buchse

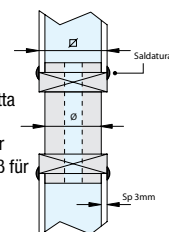
		L	M	R			
<b>188-M18</b>	zinc	106	M18	55-85	100 Kg*	20	16,6
<b>188-M22</b>	zinc	122	M22	64-100	160 Kg*	10	10,3
<b>188-M27</b>	zinc	141	M27	75-115	260 Kg*	10	16,7

\* valore portata a coppia L/H=1 / capacity of couple hinges L/H=1

Categoria commerciale: 1A



- Perno forato a base quadrata per cardini a fascetta
- Holed pivot with square base for clamp-hinges
- Pivot percé avec base carrée pour gonds à collier
- Anschweißstück mit Bohrungen und Quadrat-Fuß für Halseisenbänder



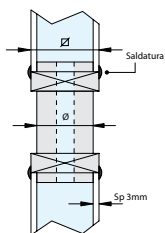
190

<b>190-30</b>	Ø30 30x30x3	20	6,9
<b>190-35</b>	Ø35 35x35x3	10	5,3
<b>190-40</b>	Ø40 40x40x3	10	6,1

Categoria commerciale: 1A



- Perno maggiorato forato a base quadrata per cardini a fascetta
- Oversize holed pivot with square base for clamp-hinges
- Pivot plus grand percé avec base carrée pour gonds à collier
- Größer Anschweißstück mit Bohrungen und Quadrat-Fuß für Halseisenbänder



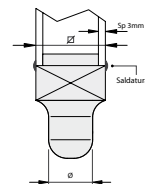
192

<b>192-30</b>	Ø30 35x35x3	20	8,2
<b>192-35</b>	Ø35 40x40x3	10	4,9
<b>192-40</b>	Ø40 50x50x3	10	7,6

Categoria commerciale: 1A



- Perno inferiore a base quadrata
- Bottom pivot with square base
- Pivot inférieur avec base carrée
- Lagerzapfen mit Quadrat-Fuß

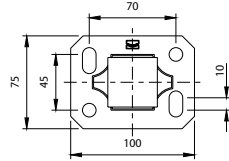


194

<b>194-30</b>	30x30x3	280 Kg*	20	3,7
<b>194-35</b>	35x35x3	350 Kg*	10	2,7
<b>194-40</b>	40x40x3	550 Kg*	10	3,2
<b>194-50</b>	50x50x3	550 Kg*	10	4,5

\* valore portata a coppia L/H=1 / capacity of couple hinges L/H=1

Categoria commerciale: 1A



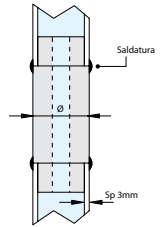
- Piastra base inferiore a fissare con perno sferico
- Bottom ground plate to be fixed with spherical pivot
- Platine de base inférieure à fixer avec pivot sphérique
- Bodenplatte zum Anschrauben mit Kugelzapfen

## 194PST

<b>194PST-40x40</b>	40x40	001	150 Kg*	5	3,7

\* valore portata a coppia L/H=1 / capacity of couple hinges L/H=1

Categoria commerciale: 1A

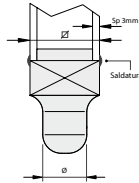


- Perno forato a base tonda per cardini a fascetta
- Holed pivot with round base for clamp-hinges
- Pivot percé avec base ronde pour gonds à collier
- Anschweißstück mit Bohrungen und Rund-Fuß für Halseisenbänder

## 196

<b>196-30</b>	Ø30x3	20	5,9
<b>196-35</b>	Ø35x3	10	4,5
<b>196-40</b>	Ø40x3	10	7,7

Categoria commerciale: 1A



- Perno inferiore a base tonda
- Bottom pivot with round base
- Pivot inférieur avec base ronde
- Lagerzapfen mit Rund-Fuß

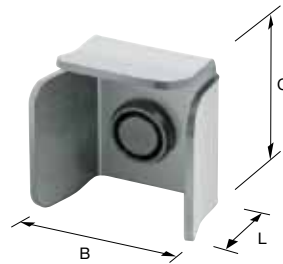
## 198

<b>198-30</b>	Ø30x3	280 Kg*	10	1,5
<b>198-35</b>	Ø35x3	350 Kg*	10	2,3
<b>198-40</b>	Ø40x3	550 kg*	10	2,8

\* valore portata a coppia L/H=1 / capacity of couple hinges L/H=1

Categoria commerciale: 1A

SU RICHIESTA | ON REQUEST



- Incontro superiore con tappo ammortizzatore
- Upper end with shock absorber cup
- Butée supérieure avec bouchon amortisseur
- Oberer Auflageschuh mit Schlussdämpfer

## 199

		B	C	L		
<b>199-40</b>	Piccolo	42	59	45	6	1,6
<b>199-50</b>	Medio	52	69	50	6	2,3
<b>199-60</b>	Grande	62	79	60	6	3,0

Categoria commerciale: 1G



- Arresto di fine corsa
- Runaway stop
- Boutoir de fin de course
- Torendpuffer

## 200

<b>200P</b>	H=96	zinc	30	7,9
<b>200G</b>	H=120	zinc	15	6,9

Categoria commerciale: 1G



- Arresto di fine corsa con base a fissare
- Runaway stop to be screwed
- Boutoir de fin de course avec base à visser
- Torendpuffer mit Befestigungsplatte zum Anschrauben

## 202

<b>202</b>	H=120	zinc	10
<b>202</b>	H=120	zinc	7,4

Categoria commerciale: 1G



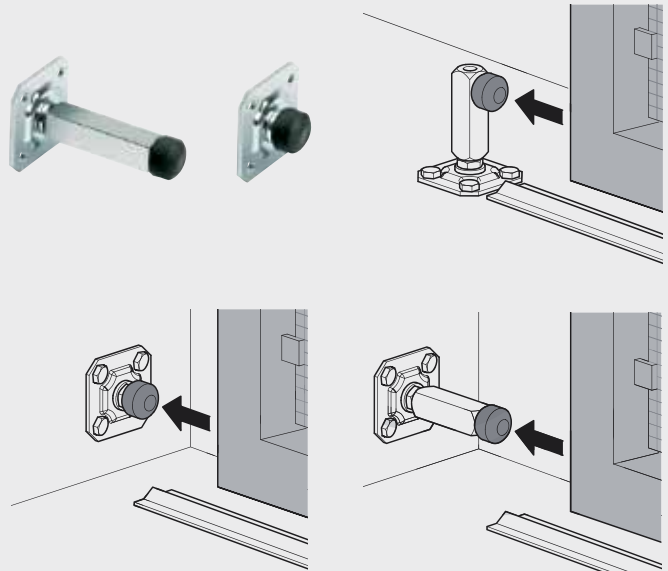


- Battente "Tris" a fissare tripla funzione
- Strike plate to be fastened with triple function
- Butée à fixer triple fonction
- Auflaufschuh zur Befestigung mit dreifacher Funktion

201







201	H=132	zinc	2	2,8

Categoria commerciale: 1G

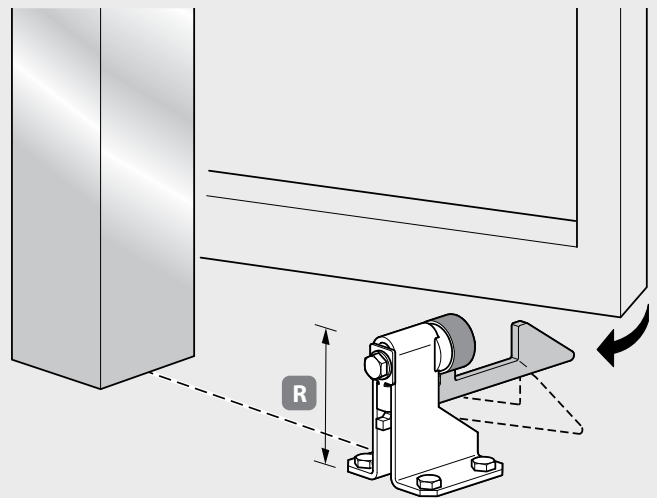


- Arresto di fine corsa regolabile a fissare per cancelli ad anta
- Adjustable runaway stop to be screwed for wing gates
- Boutoir de fin de course à visser réglable pour portails à vantaux
- Verstellbarer Torendpuffer zum Anschrauben für Flügeltore

202F-B

					
202F-B	H=130	zinc	70-115	4	6,4
Categoria commerciale: 1G					

Categoria commerciale: 1G



- Arresto di fine corsa ammortizzato con base a fissare
- Damped runaway stop to be screwed
- Boutoir de fin de course amorti avec base à visser
- Torendpuffer mit Platte zum Anschrauben

202F-A

202F-A	H=106	zinc	4	5,6

Categoria commerciale: 1G



- Arresto di fine corsa regolabile a fissare
- Adjustable runaway stop to be screwed
- Boutoir de fin de course à visser réglable
- Verstellbarer Torendpuffer zum Anschrauben

202F-C

					
202F-C	H=130	zinc	70-115	10	12,4
Categoria commerciale: 1G					

Categoria commerciale: 1G



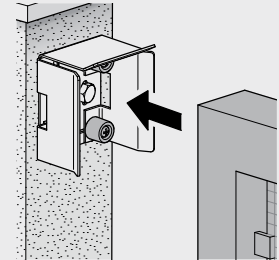
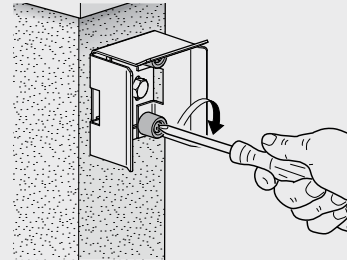
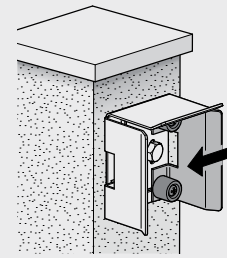
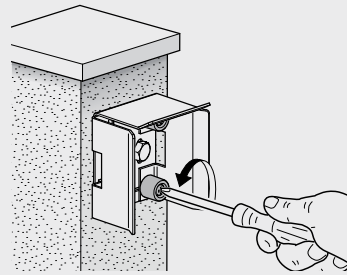
- Incontro chiuso regolabile con tappi ammortizzatori
- Closed adjustable end with shock absorber cups
- Butée fermée réglable avec bouchons amortisseurs
- Verstellbarer geschlossener Auflageschuh mit Schlusdämpfern

## 204

204	zinc	80-150	2	7,3

Categoria commerciale: 1G

SU RICHIESTA | ON REQUEST



- Adattatore in nylon per arresto di fine corsa a fissare
- Nylon adapter for runaway stop to be screwed
- Adaptateur en nylon pour butoir de fin de course à visser
- Nylon-Passtreck für Befestigungsplatte zum Anschrauben

## 202A

202A	H=21	nylon	10	0,90

Categoria commerciale: 1G



- Incontro aperto regolabile con tappi ammortizzatori
- Open adjustable end with shock absorber cups
- Butée ouverte avec bouchons amortisseurs
- Verstellbarer geöffneter Auflageschuh mit Schlusdämpfern

## 203

203	zinc	80-150	2	5,8

Categoria commerciale: 1G

SU RICHIESTA | ON REQUEST



- Maniglia in nylon
- Nylon handle
- Béquille en nylon
- Nylon-Türdrücker

## 205

205	zinc	30-50	10	2,1

Categoria commerciale: 1H




- Maniglia in alluminio mod. "Sonia"
- Aluminium handle "Sonia"
- Béquille en aluminium "Sonia"
- Aluminium-Türdrücker Modell "Sonia"

## 209

209	Ral 9005	30-50	20	5,6
209	argento/silver	30-50	20	5,5

Categoria commerciale: 1H




-Maniglia in alluminio  
-Aluminium handle  
-Béquille en aluminium  
-Aluminium-Türdrücker

## 210

		R		
210-25-35	Ral 9005	25-35	20	3,5
210-25-35	argento/silver - su richiesta	25-35	20	3,5
210-40-50	Ral 9005	40-50	20	3,6
210-40-50	argento/silver - su richiesta	40-50	20	3,6
210-50-60	Ral 9005	50-60	20	3,7
210-50-60	argento/silver - su richiesta	50-60	20	3,7
210-60-70	Ral 9005	60-70	20	3,9
210-60-70	argento/silver - su richiesta	60-70	20	3,9

Categoria commerciale: 1H

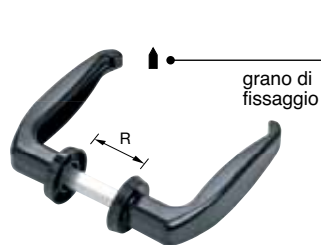


-Maniglia in alluminio mod. "Valentina"  
-Aluminium handle "Valentina"  
-Béquille en aluminium "Valentina"  
-Aluminium-Türdrücker Modell "Valentina"

## 213

	R			
213	30-50	Ral 9005	20	9,3

Categoria commerciale: 1H



-Maniglia in alluminio con grano  
-Aluminium handle with dowel  
-Béquille en aluminium avec grain  
-Aluminium-Türdrücker mit Korn

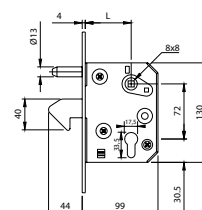
## 211

		R		
211	Ral 9005	25-80	20	4,1
211	argento/silver - su richiesta	25-80	20	4,1

Categoria commerciale: 1H



-Serratura a gancio con cilindro  
-Hook-lock with cylinder  
-Serrure à crochet avec cylindre  
-Hackenschloss mit Schließzylinder



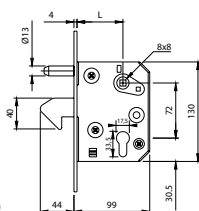
## 215

	L			
215-50	50	zinc	5	6,2
215-60	60	zinc	5	6,2

Categoria commerciale: 1N



-Serratura a gancio senza cilindro  
-Hook-lock without cylinder  
-Serrure à crochet sans cylindre  
-Hackenschloss ohne Schließzylinder



## 215-S

	L			
215S-50	50	zinc	5	5,3
215S-60	60	zinc	5	5,2

Categoria commerciale: 1N







-Contropiastra per serratura 215  
-Counter-plate for lock 215  
-Contre-platine pour serrure 215  
-Gegenplatte für Schloss 215





## 216




216	zinc	25		3,5

Categoria commerciale: 1N





	B		
<b>217-40</b>	42	4	2,20
<b>217-50</b>	52	4	2,60
<b>217-60</b>	62	4	4,00







		A		
<b>222-30</b>	zinc	30	5	3,2
<b>222-35</b>	zinc	35	5	3,6
<b>222-40</b>	zinc	40	5	3,7
<b>222-45</b>	zinc	45	5	3,8
<b>222-50</b>	zinc	50	5	3,6
<b>222-60</b>	zinc	60	5	4,1






	A		
<b>220-40</b>	21	20	11,7
<b>220-50</b>	11	20	11,7

A close-up photograph of a metal bracket or support structure. It features a yellow bush or sleeve inserted into a hole. The metal has a brushed finish and various mounting points.

		A		
<b>223-30</b>	zinc	30	5	2,5
<b>223-35</b>	zinc	35	5	2,6
<b>223-40</b>	zinc	40	5	2,4
<b>223-45</b>	zinc	45	5	2,5
<b>223-50</b>	zinc	50	5	2,6
<b>223-60</b>	zinc	60	5	2,8

				
<b>227-30</b>	Ø30	zinc	20	6,4
<b>227-42</b>	Ø42	zinc	20	13,8

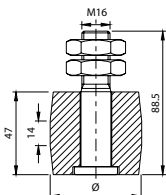


			M		
<b>230-25</b>	Ø25	zinc	M14	20	2,4
<b>230-30</b>	Ø30	zinc	M16	20	3,7
<b>230-40</b>	Ø39	zinc	M16	20	5,2
<b>230-41</b>	Ø41	zinc	M16	20	4,4
<b>230-42</b>	Ø42	zinc	M16	20	5,5

47



-Oliva in nylon  
-Nylon roller  
-Rouleau en nylon  
-Nylon-Führungsrolle



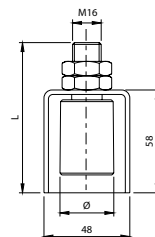
231

<b>231-52</b>	Ø52	zinc	20	5,7

Categoria commerciale: 1L



-Oliva in nylon con protezione antinfortunistica  
-Nylon roller with accident prevention  
-Rouleau en nylon pour la prévention des accidents  
-Nylon-Führungsrolle für die Unfallverhütung



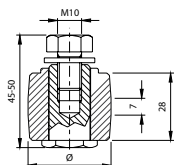
232

<b>232-30</b>	Ø30	zinc	20	4,2
<b>232-40</b>	Ø39	zinc	20	5,7

Categoria commerciale: 1L



-Oliva in nylon  
-Nylon roller  
-Rouleau en nylon  
-Nylon-Führungsrolle



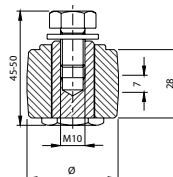
235

<b>235-35</b>	Ø34,5	zinc	20	2,0

Categoria commerciale: 1L



-Oliva in nylon  
-Nylon roller  
-Rouleau en nylon  
-Nylon-Führungsrolle



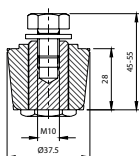
240

<b>240-37,5</b>	Ø37,5	zinc	20	2,2

Categoria commerciale: 1L



-Oliva conica in nylon  
-Nylon conical roller  
-Rouleau conique en nylon  
-Nylon-Führungsrolle mit konischem Verlauf



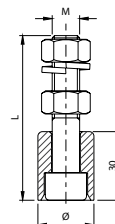
242

<b>242-37,5</b>	Ø37,5	zinc	20	2,3

Categoria commerciale: 1L



-Oliva a rullo in nylon  
-Nylon roller  
-Rouleau en nylon  
-Nylon-Führungsrolle



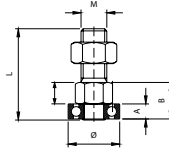
243

			M		
<b>243-25</b>	Ø25	zinc	M12	20	2,3
<b>243-30</b>	Ø30	zinc	M14	20	3,3
<b>243-40</b>	Ø40	zinc	M14	20	3,6

Categoria commerciale: 1L



-Perno con cuscinetto  
 -Pivot with bearing  
 -Pivot avec roulement  
 -Bolzen mit Kugellager



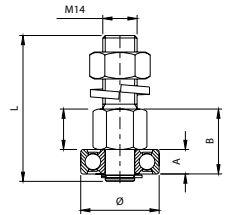
# 244

			M		
244-25	Ø24	zinc	M12	20	1,3
244-30	Ø30	zinc	M14	20	2,1
244-40	Ø40	zinc	M14	20	3,2

Categoria commerciale: 1L




-Perno con cuscinetto  
 -Pivot with bearing  
 -Pivot avec roulement  
 -Bolzen mit Kugellager



# 245

245-32	Ø32	zinc	20		2,9
245-35	Ø35	zinc	20		3,3
245-42	Ø42	zinc	20		4,1

Categoria commerciale: 1L




-Piastra mini guida cancello  
 -Small drive-gate plate  
 -Petite platine guide-portail  
 -Kleiner Führungsbügel

# 247

			R		
247	Ø 34,5	zinc	30-60	20	9,5

Categoria commerciale: 1L




-Piastra guida cancello regolabile  
 -Drive-gate adjustable plate  
 -Platine guide-portail réglable  
 -Verstellbarer Torführungsbügel

# 250

			R		
250-220	Ø 34,5	zinc	30-60	10	12,5

Categoria commerciale: 1L

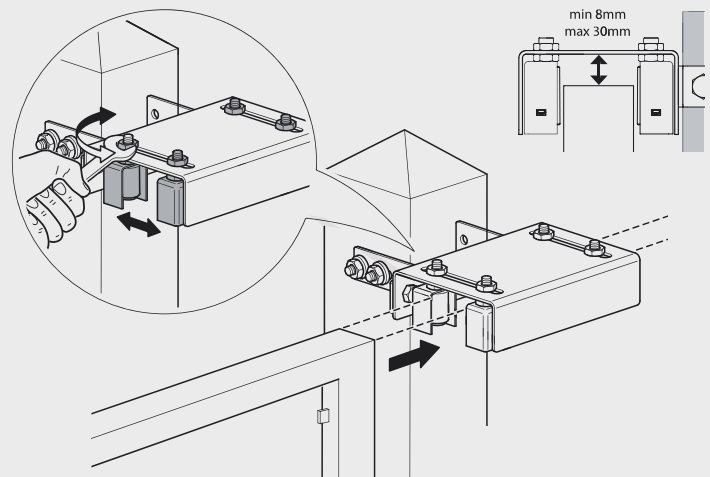


-Piastra guida cancello regolabile con staffe angolari  
 -Adjustable drive-gate plate with angle-brackets  
 -Platine guide-portail réglable avec plaques d'angle  
 -Verstellbarer Torführungsbügel mit Eckhalterungen

# 251

			R		
251-220	Ø30	zinc	0-80	4	13,3
251-300	Ø40	zinc	0-120	2	7,5

Categoria commerciale: 1L








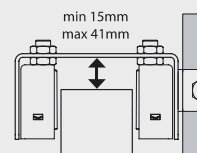
252

- Piastra doppia regolazione a fissare per cancelli con doppia colonna
- Double adjustment plate to be screwed for gates with 2 columns
- Platine double réglage à visser pour portails avec 2 colonnes
- Platte zum Anschrauben mit Doppelverstellung für Tore mit zwei Pfeiler

252-200	Ø40	zinc	0-300	1	4,1

Categoria commerciale: 1L

SU RICHIESTA | ON REQUEST




253

- Maxi rullo in nylon a fissare
- Big nylon-roller to be screwed
- Rouleau en nylon grand à visser
- Maxi-Walze aus Nylon zum Anschrauben

253-40	L	zinc	3	3,0

Categoria commerciale: 1L




255

- Piastra guida cancello a doppia regolazione
- Guiding plate for gates with double adjustment
- Platine guide-portail à double réglage
- Torführungsbügel mit Doppelverstellung

255-220	Ø30	zinc	35-62	10	22,7
255-350	Ø40	zinc	62-85	5	27,9

Categoria commerciale: 1L



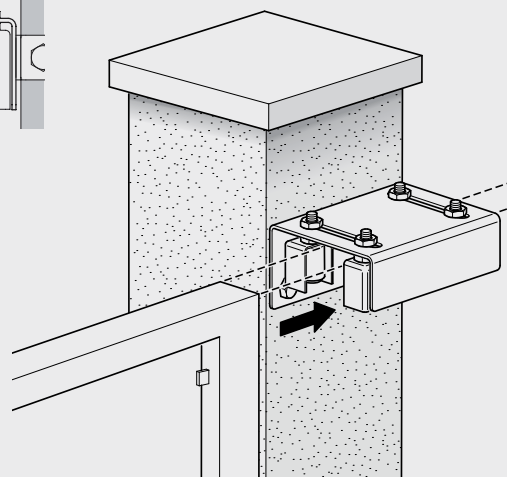
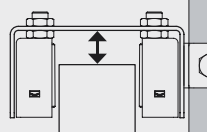
256


- Piastra guida cancello regolabile con ala lunga a fissare
- Adjustable guiding plate for gates with long wing to be screwed
- Platine guide-portail réglable avec aile longue à visser
- Verstellbarer Torführungsbügel mit langem Flügel zum Anschrauben

256-220	Ø30	zinc	0-80	4	12,6
256-300	Ø40	zinc	0-120	2	9,0

Categoria commerciale: 1L

256-220 min 13mm max 34mm  
256-300 min 13mm max 41mm



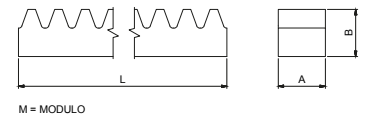


- Piastra guida cancello regolabile gigante
- Adjustable big plate for gates
- Platine guide-portail réglable géante
- Extra-grosser verstellbarer Torführungsbügel

# 257

		R		
257-300	zinc	0-117	4	15,8
257-400	zinc	0-117	4	18,5
257-500	zinc	0-117	4	22,0
257-600	zinc	0-117	4	23,7
257-700	zinc	0-117	4	23,7
257-800	zinc	0-117	4	29,4

Categoria commerciale: 1L

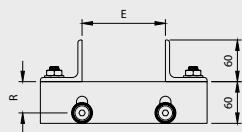


- Cremagliera quadra
- Square rack
- Crémaillère carrée
- Viereckige Zahnstange

# 260

		A	B	M		
260-22x22	L=1000	zinc	22	22	4	1
260-22x22	L=2000	zinc	22	22	4	1
260-30x30	L=1000	zinc	30	30	6	1

Categoria commerciale: 1F



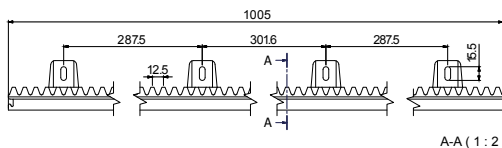
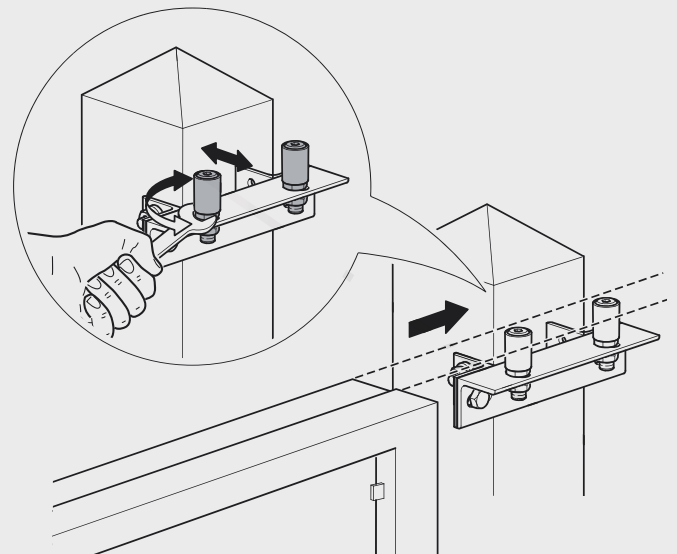
- Piastra guida cancello interna regolabile a fissare
- Adjustable internal guiding plate for gates to be screwed
- Platine guide-portail intérieure réglable à visser
- Verstellbarer Innenführungsbügel für Tore zum Anschrauben

# 258

		R		
258-30	zinc	30-45	6	14,4

Categoria commerciale: 1L

SU RICHIESTA | ON REQUEST



- Cremagliera in nylon e corpo in acciaio
- Nylon-rack with steel body
- Crémaillère en nylon avec corps en acier
- Nylon-Zahnstange mit Stahlkörper



# 261

261-26x20	L=1000	1	0,9	

Categoria commerciale: 1F



- Cremagliera Rettangolare 30x8 - 30x12 con fori
- Rectangular rack 30x8-30x12 with holes
- Crémaillère rectangulaire 30x8-30x12 avec trous
- Rechteckige Zahnstange 30x8-30x12 mit Bohrungen

# 262

		A			
262-30x8	L=1000	450,5	zinc	1	1,6
262-30x12	L=1000	450,5	zinc	1	2,4
262-30x12	L=2000	632	zinc	1	4,9

Categoria commerciale: 1F



- Distanziale per cremagliera rettangolare
- Fixing unit for rectangular rack
- Attache-entretoise pour crémaillère rectangulaire
- Distanzstück für rechteckige Zahnstange

263

263	zinc	30	2,0
Categoria commerciale: 1F			



- Attacco a saldare per cremagliera rettangolare
- Support for rectangular rack to be welded
- Attache entretoise pour crémaillère rectangulaire
- Distanzstück für rechteckige Zahnstange zum Schweißen

264

264	zinc	30	1,5
Categoria commerciale: 1F			



- Cremagliera anti intrusione
- Antitheft rack
- Crémaillère antivol
- Zackenleiste

265

265	L=2000	10	8,4
265	L=3000	10	13,4
Categoria commerciale: 1F			



- Attacco in zama per cremagliera rettangolare
- Alloy support for rectangular rack
- Attache entretoise en zamac pour crémaillère rectangulaire
- Zamak-Distanzstück für rechteckige Zahnstange






266

266	zinc	30	2,1
Categoria commerciale: 1F			



- Maniglia ad incasso
- Flush-mounted handle
- Poignée à encaisser
- Muschelgriff

270

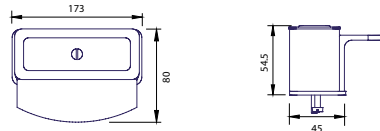
				
<b>270P</b>	52x115	zinc	30	2,5
<b>270G</b>	90x200	zinc	30	7,3
Categoria commerciale: 1H				



- Maniglia ad incasso con leva
- Flush-mounted handle with lever
- Poignée à encaisser avec levier
- Muschelgriff mit Triebriegel

272

				
272	90x200	zinc	30	11,4
Categoria commerciale: 1H				

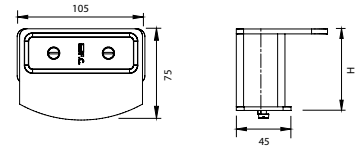


- Battente porta incontro a montaggio rapido regolabile
- Easy to set up adjustable batten
- Battant réglable à montage rapide
- Einfach zum Einstellen verstellbares Schließblech

## 275

275	40-50	zinc	4	2,8

Categoria commerciale: 1G

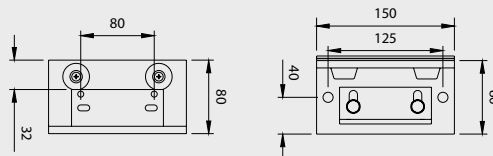


- Battente porta incontro
- Battent
- Battant
- Schließblech

## 275F

		H		
275F-30	zinc	37	4	2,2
275F-40	zinc	47	4	2,4
275F-50	zinc	57	4	2,8
275F-60	zinc	67	4	2,9

Categoria commerciale: 1G



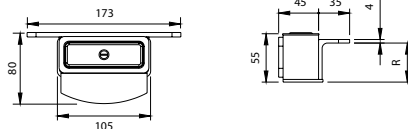
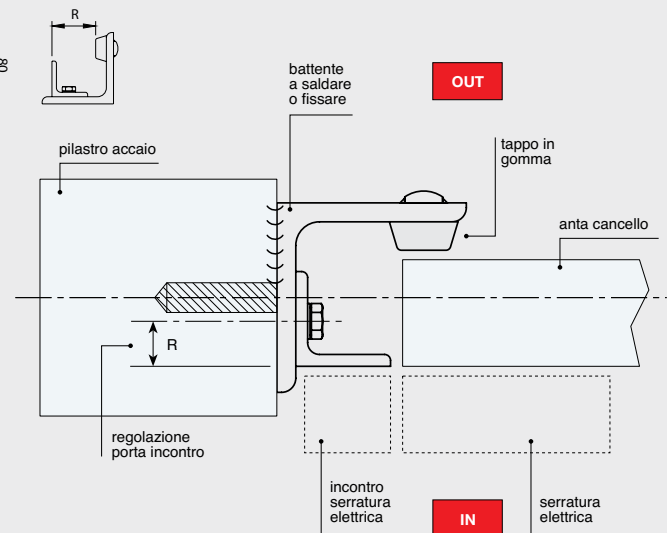
- Battente porta incontro regolabile a fissare con ammortizzatori
- Adjustable batten to be screwed with shock absorber cups
- Battant réglable à visser avec bouchons amortisseurs
- Verstellbares Schließblech zum Anschrauben mit Schlussdämpfern

## 276

276	50-70	zinc	4	7,3

Categoria commerciale: 1G

SU RICHIESTA | ON REQUEST



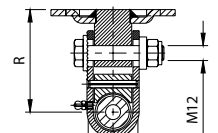
- Battente porta incontro regolabile a fissare
- Adjustable batten to be screwed
- Battant réglable à visser
- Verstellbares Schließblech zum Anschrauben

## 275PST

275PST	40-50	zinc	4	3,9

Categoria commerciale: 1G

SU RICHIESTA | ON REQUEST

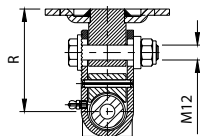


- Cardine "Giuliano"
- Hinge "Giuliano"
- Gond "Giuliano"
- Torband "Giuliano"

## 282

282-30X30	71-84	zinc	400 Kg	10	17,6

Categoria commerciale: 1A



- Kit completo cardine "Giuliano"
- Kit for hinge "Giuliano"
- Kit complet gond "Giuliano"
- Satz Torband "Giuliano"

## 285

285-30x30	71-81	zinc	2	6,1

Categoria commerciale: 1A



- Kit per 287G sp. 4mm filo pavimento
- Kit for art. 287G at floor level 4mm tick
- Kit pour art.287G au niveau du sol épaisseur 4mm
- Satz für art. 287G auf dem Fußbodenniveau 4mm stark

## 287FP

287FP-G	L=3000	zinc	Ø19 / sp.4	1	11,0
287FP-G	L=6000	zinc	Ø19 / sp.4	1	21,7

Categoria commerciale: 1I



- Spina di collegamento per binario Art. 289 - Ø15
- Connection pin for track Art. 289 - Ø15
- Jonction pour rail Art. 289 - Ø15
- Verbindungsstift zum Laufschiene Art. 289 - Ø15

## 290

290	90-Ø9	zinc	10	0,50

Categoria commerciale: 1I



- Binario a cementare "Pendolino"
- Track to be cemented "Pendolino"
- Rail à sceller "Pendolino"
- Bodenlaufschiene zum Einbetonieren "Pendolino"



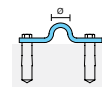
## 287

287P-Ø15-Sp3	L=3000	zinc	44	Ø9	10	75,0
287P-Ø15-Sp3	L=3000	zinc	44	Ø9	54	405,0
287P-Ø15-Sp3	L=6000	zinc	44	Ø9	10	150,0
287P-Ø15-Sp3	L=6000	zinc	44	Ø9	54	810,0
287-Ø17-Sp3	L=6000	zinc	53	Ø11	10	184,0
287-Ø17-Sp3	L=6000	zinc	53	Ø11	54	993,6
287G-Ø19-Sp3	L=3000	zinc	58	Ø13	10	93,3
287G-Ø19-Sp3	L=3000	zinc	58	Ø13	54	503,9
287G-Ø19-Sp3	L=6000	zinc	58	Ø13	10	186,6
287G-Ø19-Sp3	L=6000	zinc	58	Ø13	54	972,0
287G-Ø19-Sp4	L=3000	zinc	55	Ø11	10	123,0
287G-Ø19-Sp4	L=3000	zinc	55	Ø11	54	664,4
287G-Ø19-Sp4	L=6000	zinc	55	Ø11	10	226,0
287G-Ø19-Sp4	L=6000	zinc	55	Ø11	54	1188,0

Categoria commerciale: 1I



- Binario a fissare "Rapido"
- Track to be bolted "Rapido"
- Rail à visser "Rapido"
- Laufschiene zum Anschrauben "Rapido"



## 289

289P-Ø15-Sp3	L=3000	zinc	15	25	115,9
289P-Ø15-Sp3	L=6000	zinc	15	25	232,1
289G-Ø19-Sp3	L=3000	zinc	19	25	122,6
289G-Ø19-Sp3	L=6000	zinc	19	25	240,0

Categoria commerciale: 1I



- Spina di collegamento per binario Art. 289 - Ø19
- Connection pin for track Art. 289 - Ø19
- Jonction pour rail Art. 289 - Ø19
- Verbindungsstift zum Laufschiene Art. 289 - Ø19

## 291

291	80-Ø12	zinc	10	0,80

Categoria commerciale: 1I




-Binario a cementare "Espresso"  
 -Track to be cemented "Espresso"  
 -Rail à sceller "Espresso"  
 -Laufschiene zum Einbetonieren "Espresso"

## 292

<b>292</b>	L=3000	zinc	26	289,9
<b>292</b>	L=6000	zinc	26	579,8

Categoria commerciale: 1I



-Binario a fissare "Diretto"  
 -Track to be bolted "Diretto"  
 -Rail à visser "Diretto"  
 -Laufschiene zum Anschrauben "Diretto"

## 293

<b>293</b>	L=3000	zinc	25	112,5
<b>293</b>	L=6000	zinc	25	225,0

Categoria commerciale: 1I



-Spina di collegamento per binario Art. 292  
 -Connection pin for track Art. 292  
 -Jonction pour rail Art. 292  
 -Verbindungsstift zum Art. 292

## 294

<b>294</b>	90-Ø17	zinc	10	1,60

Categoria commerciale: 1I



-Spina di collegamento per binario Art. 293 - 287 Ø15  
 -Connection pin for track Art. 293 - 287 Ø15  
 -Jonction pour rail Art. 293 - 287 Ø15  
 -Verbindungsstift zum Art. 293 - 287 Ø15

## 295

<b>295</b>	90-Ø9,5	zinc	10	0,50

Categoria commerciale: 1I



-Spina di collegamento per binario Art. 287G - sp 3-4 mm  
 -Connection pin for Art.287G 3-4 mm tick  
 -Jonction pour rail Art.287G ép. 3-4 mm  
 -Verbindungsstift zum Artikel 287G 3-4 mm Stärke

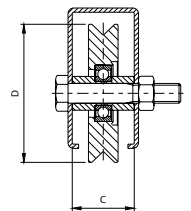
## 297

<b>297</b>	90-Ø12,5	zinc	Sp=3mm	10
<b>297G</b>	90-Ø11,0	zinc	Sp=4mm	10

Categoria commerciale: 1I



-Ruota gola V  
 -Wheel with V groove  
 -Galet avec gorge V  
 -Schiebetorrolle mit V-Rille



## 300 W

1 CUSCINETTO  
 1 BEARING

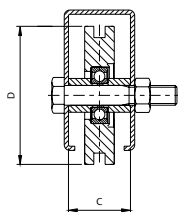
	D	C				
<b>300V-40</b>	Ø 40	16	zinc	50 Kg	50	5,3
<b>300V-50</b>	Ø 50	16	zinc	70 Kg	30	5,0
<b>300V-60</b>	Ø 60	24	zinc	100 Kg	12	3,6
<b>300V-70</b>	Ø 68	34	zinc	190 Kg	12	6,6
<b>300V-80</b>	Ø 78	34	zinc	200 Kg	10	7,1
<b>300V-90</b>	Ø 88	34	zinc	210 Kg	8	7,4
<b>300V-100</b>	Ø 98	34	zinc	220 Kg	8	9,3
<b>300V-120</b>	Ø 117	34	zinc	240 Kg	6	10,0
<b>300V-140</b>	Ø 137	44	zinc	270 Kg	2	5,3
<b>300V-160</b>	Ø 157	44	zinc	290 Kg	2	7,0
<b>300V-200</b>	Ø 197	44	zinc	330 Kg	2	11,2

Categoria commerciale: 1M





-Ruota gola U  
-Wheel with U groove  
-Galet avec gorge U  
-Schiebetorrolle mit U-Rille



300 **U**

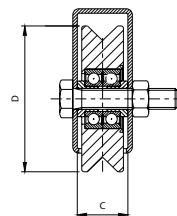
1 CUSCINETTO  
1 BEARING

	D	C				
300U-40	Ø 40	16	zinc	50 Kg	50	5,1
300U-50	Ø 50	16	zinc	70 Kg	30	4,8
300U-60	Ø 60	24	zinc	100 Kg	12	3,7
300U-70	Ø 68	34	zinc	190 Kg	12	6,5
300U-80	Ø 78	34	zinc	200 Kg	10	7,0
300U-90	Ø 88	34	zinc	210 Kg	8	7,4
300U-100	Ø 98	34	zinc	220 Kg	8	9,3
300U-120	Ø 117	34	zinc	240 Kg	6	10,0
300U-140	Ø 137	44	zinc	270 Kg	2	4,9
300U-160	Ø 157	44	zinc	290 Kg	2	6,6
300U-200	Ø 197	44	zinc	330 Kg	2	11,2

Categoria commerciale: 1M



-Ruota gola V  
-Wheel with V groove  
-Galet avec gorge V  
-Schiebetorrolle mit V-Rille



305 **V**

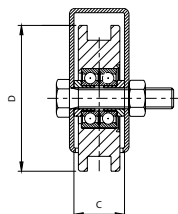
2 CUSCINETTI  
2 BEARINGS

	D	C				
305V-100	Ø98	34	zinc	425 Kg	8	11,7
305V-120	Ø117	34	zinc	450 Kg	6	12,6
305V-140	Ø137	44	zinc	550 Kg	2	6,6
305V-160	Ø157	44	zinc	575 Kg	2	9,2
305V-200	Ø197	44	zinc	625 Kg	2	14,8

Categoria commerciale: 1M



-Ruota gola U  
-Wheel with U groove  
-Galet avec gorge U  
-Schiebetorrolle mit U-Rille



305 **U**

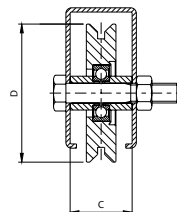
2 CUSCINETTI  
2 BEARINGS

	D	C				
305U-100	Ø98	34	zinc	425 Kg	8	10,7
305U-120	Ø117	34	zinc	450 Kg	6	12,8
305U-140	Ø137	44	zinc	550 Kg	2	6,6
305U-160	Ø157	44	zinc	575 Kg	2	8,5
305U-200	Ø197	44	zinc	625 Kg	2	14,0

Categoria commerciale: 1M



-Ruota gola Y con scarico  
-Wheel with discharge Y groove  
-Galet gorge Y avec décharge  
-Schiebetorrolle mit Y-Rille



306 **Y**

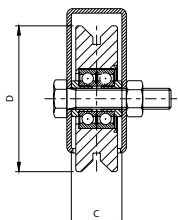
1 CUSCINETTO  
1 BEARING

	D	C				
306Y-60	Ø 60	24	zinc	100 Kg	12	3,5
306Y-80	Ø 78	34	zinc	200 Kg	10	6,9
306Y-90	Ø 88	34	zinc	210 Kg	8	7,1
306Y-100	Ø 98	34	zinc	220 Kg	8	8,9
306Y-120	Ø 117	34	zinc	240 Kg	6	10,0
306Y-140	Ø 137	44	zinc	270 Kg	2	5,2
306Y-160	Ø 157	44	zinc	290 Kg	2	6,9
306Y-200	Ø 197	44	zinc	330 Kg	2	11,3

Categoria commerciale: 1M



-Ruota gola Y con scarico  
-Wheel with discharge Y groove  
-Galet gorge Y avec décharge  
-Schiebetorrolle mit Y-Rille



307 **Y**

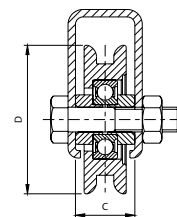
2 CUSCINETTI  
2 BEARINGS

	D	C				
307Y-100	Ø 98	34	zinc	400 Kg	8	11,4
307Y-120	Ø 117	34	zinc	420 Kg	6	12,5
307Y-140	Ø 137	44	zinc	540 Kg	2	6,6
307Y-160	Ø 157	44	zinc	560 Kg	2	9,2
307Y-200	Ø 197	44	zinc	600 Kg	2	14,8

Categoria commerciale: 1M



-Ruota gola Y raccordata  
-Wheel with Y-rounded groove  
-Galet avec gorge Y arrondie  
-Schiebetorrolle mit Y-Rille abgerundeter führung



308 **Y**

1 CUSCINETTO  
1 BEARING

	D	C				
308-50	Ø 50	24	zinc	100 Kg	12	2,5
308-60	Ø 60	24	zinc	100 Kg	12	3,5
308-80	Ø 78	34	zinc	200 Kg	10	5,5

Categoria commerciale: 1M



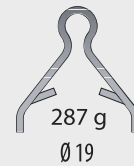
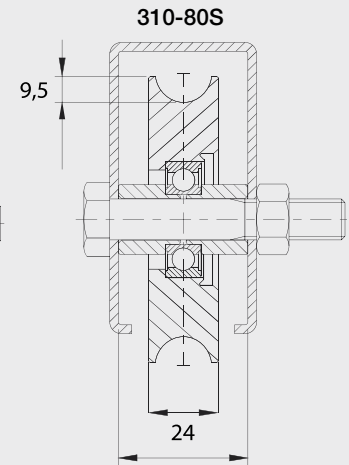
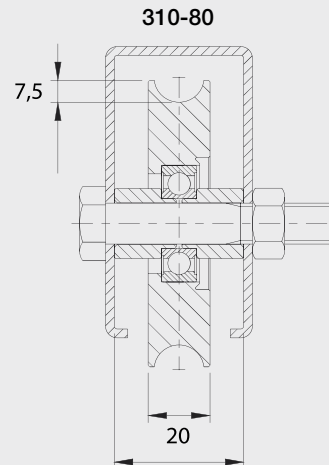
- Ruota gola semitonda
- Wheel with half-rounded groove
- Galet avec gorge demi-ronde
- Schiebetorrolle mit Rundrille

## 310 W

1 CUSCINETTO  
1 BEARING

			C				
310-40	Ø 40	-	16	zinc	50 Kg	50	5,1
310-50	Ø 50	-	16	zinc	70 Kg	30	4,7
310-60	Ø 60	-	24	zinc	100 Kg	12	4,1
310-70	Ø 68	Ø 15	34	zinc	190 Kg	12	5,8
310-80	Ø 78	Ø 15	34	zinc	200 Kg	10	6,4
310-80S	Ø 78	Ø 19	34	zinc	200 Kg	10	6,6
310-90	Ø 88	Ø 15	34	zinc	210 Kg	8	6,9
310-90S	Ø 88	Ø 19	34	zinc	210 Kg	8	6,9
310-100	Ø 98	Ø 15	34	zinc	220 Kg	8	8,6
310-100S	Ø 98	Ø 19	34	zinc	220 Kg	8	8,8
310-120	Ø 117	Ø 19	34	zinc	240 Kg	6	10,4
310-140	Ø 137	Ø 19	44	zinc	270 Kg	2	5,0
310-160	Ø 157	Ø 19	44	zinc	290 Kg	2	6,6
310-200	Ø 197	Ø 19	44	zinc	330 Kg	2	10,7

Categoria commerciale: 1M



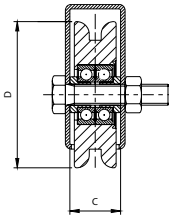
- Ruota gola Y raccordata
- Wheel with Y-rounded groove
- Galet avec gorge Y arrondie
- Schiebetorrolle mit Y-Rille abgerundeter führung

2 CUSCINETTI  
2 BEARINGS

## 309 W

	D	C				
309-80	Ø 78	34	zinc	380 Kg	10	8,1
309-100	Ø 98	34	zinc	400 Kg	8	11,4
309-120	Ø 117	34	zinc	420 Kg	6	11,5
309-140	Ø 137	44	zinc	540 Kg	2	6,3

Categoria commerciale: 1M



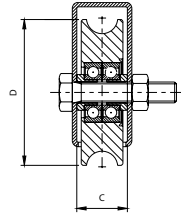
- Ruota gola semitonda
- Wheel with half-rounded groove
- Galet avec gorge demi-ronde
- Schiebetorrolle mit Rundrille

2 CUSCINETTI  
2 BEARINGS

## 315 W

	D	C				
315-100	Ø 19	Ø 98	34	zinc	425 Kg	8
315-120	Ø 19	Ø 117	34	zinc	450 Kg	6
315-140	Ø 19	Ø 137	44	zinc	550 Kg	2
315-160	Ø 19	Ø 157	44	zinc	575 Kg	2
315-200	Ø 19	Ø 197	44	zinc	625 Kg	2

Categoria commerciale: 1M



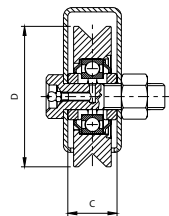
- Ruota con ingrassatore gola V
- Grease gun wheel with V groove
- Galet à graisseur gorge V
- Schiebetorrolle V-Rille mit Schmiernippel

1 CUSCINETTO  
1 BEARING

## 320 W

	D	C				
320V-100	Ø 97	34	zinc	380 Kg	8	8,6
320V-120	Ø 117	44	zinc	400 Kg	6	13,3
320V-160	Ø 157	44	zinc	710 Kg	2	8,6
320V-200	Ø 197	44	zinc	750 Kg	2	13,8
320V-250	Ø 247	54	zinc	800 Kg	2	24,4

Categoria commerciale: 1M



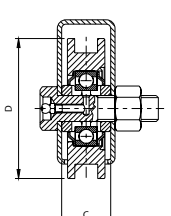
- Ruota con ingrassatore gola U
- Grease gun wheel with U groove
- Galet à graisseur gorge U
- Schiebetorrolle U-Rille mit Schmiernippel

1 CUSCINETTO  
1 BEARING

## 320 U

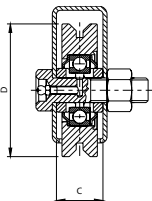
	D	C				
320U-100	Ø 97	34	zinc	380 Kg	8	8,6
320U-120	Ø 117	44	zinc	400 Kg	6	11,6
320U-160	Ø 157	44	zinc	710 Kg	2	7,9
320U-200	Ø 197	44	zinc	750 Kg	2	13,8
320U-250	Ø 247	54	zinc	800 Kg	2	24,4

Categoria commerciale: 1M





- Ruota con ingrassatore gola Y
- Grease gun wheel with Y groove
- Galet à graisseur gorge Y
- Schiebetorrolle Y-Rille mit Schmiernippel



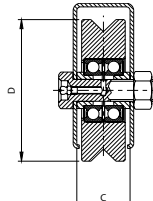
320 Y

	D	C				
320Y-100	Ø 97	34	zinc	380 Kg	8	8,6
320Y-120	Ø 117	44	zinc	400 Kg	6	11,6
320Y-160	Ø 157	44	zinc	710 Kg	2	7,8
320Y-200	Ø 197	44	zinc	750 Kg	2	13,8
320Y-250	Ø 247	54	zinc	800 Kg	2	24,4

Categoria commerciale: 1M



- Ruota con ingrassatore gola V
- Grease gun wheel with V groove
- Galet à graisseur gorge V
- Schiebetorrolle V-Rille mit Schmiernippel



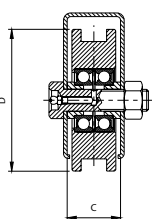
322 V

	D	C				
322V-100	Ø 98	44	zinc	580 Kg	8	15,0
322V-100	Ø 98	54	zinc	580 Kg	8	15,0
322V-120	Ø 117	44	zinc	600 Kg	6	16,0
322V-120	Ø 117	54	zinc	600 Kg	6	16,3
322V-160	Ø 157	44	zinc	960 Kg	2	10,4
322V-160	Ø 157	54	zinc	960 Kg	2	10,6
322V-160	Ø 157	74	zinc	960 Kg	2	10,8
322V-200	Ø 197	44	zinc	1000 Kg	2	16,9
322V-200	Ø 197	54	zinc	1000 Kg	2	17,1
322V-200	Ø 197	74	zinc	1000 Kg	2	17,4
322V-250	Ø 247	72	zinc	1500 Kg	2	34,0

Categoria commerciale: 1M



- Ruota con ingrassatore gola U
- Grease gun wheel with U groove
- Galet à graisseur gorge U
- Schiebetorrolle U-Rille mit Schmiernippel



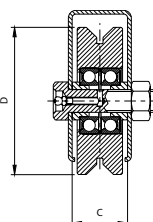
322 U

	D	C				
322U-100	Ø 98	44	zinc	580 Kg	8	13,7
322U-100	Ø 98	54	zinc	580 Kg	8	15,0
322U-120	Ø 117	44	zinc	600 Kg	6	16,1
322U-120	Ø 117	54	zinc	600 Kg	6	16,1
322U-160	Ø 157	44	zinc	960 Kg	2	10,4
322U-160	Ø 157	54	zinc	960 Kg	2	10,6
322U-160	Ø 157	74	zinc	960 Kg	2	10,9
322U-200	Ø 197	44	zinc	1000 Kg	2	16,9
322U-200	Ø 197	54	zinc	1000 Kg	2	17,1
322U-200	Ø 197	74	zinc	1000 Kg	2	16,4
322U-250	Ø 247	72	zinc	1500 Kg	2	34,0

Categoria commerciale: 1M



- Ruota con ingrassatore gola Y
- Grease gun wheel with Y groove
- Galet à graisseur gorge Y
- Schiebetorrolle Y-Rille mit Schmiernippel



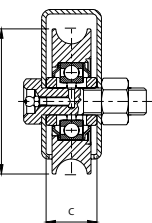
322 Y

	D	C				
322Y-100	Ø 98	44	zinc	580 Kg	8	15,0
322Y-100	Ø 98	54	zinc	580 Kg	8	15,0
322Y-120	Ø 117	44	zinc	600 Kg	6	16,1
322Y-120	Ø 117	54	zinc	600 Kg	6	16,4
322Y-160	Ø 157	44	zinc	960 Kg	2	10,4
322Y-160	Ø 157	54	zinc	960 Kg	2	10,6
322Y-160	Ø 157	74	zinc	960 Kg	2	10,9
322Y-200	Ø 197	44	zinc	1000 Kg	2	16,9
322Y-200	Ø 197	54	zinc	1000 Kg	2	17,1
322Y-200	Ø 197	74	zinc	1000 Kg	2	17,4
322Y-250	Ø 247	72	zinc	1500 Kg	2	33,8

Categoria commerciale: 1M



- Ruota con ingrassatore gola semitonda
- Grease gun wheel with half-rounded groove
- Galet à graisseur avec gorge demi-ronde
- Schiebetorrolle mit Rundrille und Schmiernippel



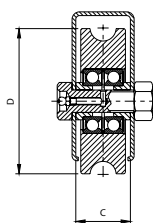
323 W

	D	C				
323-100	Ø19 Ø 97	34	zinc	380 Kg	8	9,7
323-120	Ø19 Ø 117	44	zinc	400 Kg	6	12,4
323-160	Ø19 Ø 157	44	zinc	710 Kg	2	8,2
323-200	Ø19 Ø 197	44	zinc	750 Kg	2	13,3
323-250	Ø19 Ø 247	54	zinc	800 Kg	2	24,4

Categoria commerciale: 1M



- Ruota con ingrassatore gola semitonda
- Grease gun wheel with half-rounded groove
- Galet à graisseur avec gorge demi-ronde
- Schiebetorrolle mit Rundrille und Schmiernippel



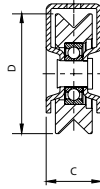
324 W

	D	C				
324-100	Ø19 Ø 98	44	zinc	580 Kg	8	13,8
324-100	Ø19 Ø 98	54	zinc	580 Kg	8	13,8
324-120	Ø19 Ø 117	44	zinc	600 Kg	6	16,1
324-120	Ø19 Ø 117	54	zinc	600 Kg	6	15,6
324-160	Ø19 Ø 157	44	zinc	960 Kg	2	10,1
324-160	Ø19 Ø 157	54	zinc	960 Kg	2	10,6
324-160	Ø19 Ø 157	74	zinc	960 Kg	2	10,9
324-200	Ø19 Ø 197	44	zinc	1000 Kg	2	16,9
324-200	Ø19 Ø 197	54	zinc	1000 Kg	2	16,7
324-200	Ø19 Ø 197	74	zinc	1000 Kg	2	17,4
324-250	Ø19 Ø 247	72	zinc	1500 Kg	2	34,0

Categoria commerciale: 1M



- Ruota con supporto esterno gola V
- Wheel with external support , V groove
- Galet avec support extérieur, gorge V
- Schiebetorrolle mit Außenstützplatte und V-Rille



## 325 W

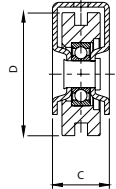
1 CUSCINETTO  
1 BEARING

	D	C				
325V-60	Ø 60	25	zinc	100 Kg	12	4,7
325V-80	Ø 78	36	zinc	200 Kg	6	5,8
325V-90	Ø 88	40	zinc	210 Kg	10	2,8
325V-100	Ø 98	40	zinc	220 Kg	10	2,8

Categoria commerciale: 1M



- Ruota con supporto esterno gola U
- Wheel with external support , U groove
- Galet avec support extérieur, gorge U
- Schiebetorrolle mit Außenstützplatte und U-Rille



## 325 U

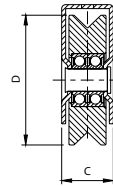
1 CUSCINETTO  
1 BEARING

	D	C				
325U-60	Ø 60	25	zinc	100 Kg	12	4,7
325U-80	Ø 78	36	zinc	200 Kg	6	5,8

Categoria commerciale: 1M



- Ruota con supporto esterno gola V
- Wheel with external support, V groove
- Galet avec support extérieur, gorge V
- Schiebetorrolle mit Außenstützplatte und V-Rille



## 326 W

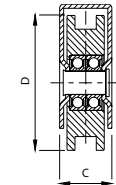
2 CUSCINETTI  
2 BEARINGS

	D	C				
326V-100	Ø 98	39	zinc	400 Kg	6	11,1

Categoria commerciale: 1M



- Ruota con supporto esterno gola U
- Wheel with external support, U groove
- Galet avec support extérieur, gorge U
- Schiebetorrolle mit Außenstützplatte und U-Rille



## 326 U

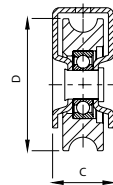
2 CUSCINETTI  
2 BEARINGS

	D	C				
326U-100	Ø 98	39	zinc	400 Kg	6	11,2

Categoria commerciale: 1M









- Ruota con supporto esterno gola semitonda
- Wheel with external support, half-rounded groove
- Galet avec support extérieur, gorge demi-ronde
- Schiebetorrolle mit Außenstützplatte und Rundrille



## 327 W

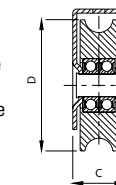
1 CUSCINETTO  
1 BEARING

		D	C				
327-60	-	Ø 60	25	zinc	100 Kg	12	5,1
327-80	Ø15	Ø 78	36	zinc	200 Kg	6	5,6
327-80S	Ø19	Ø 78	36	zinc	200 Kg	6	5,0

Categoria commerciale: 1M









- Ruota con supporto esterno gola semitonda
- Wheel with external support, half-rounded groove
- Galet avec support extérieur, gorge demi-ronde
- Schiebetorrolle mit Außenstützplatte und Rundrille



## 328 W

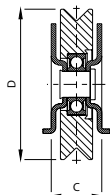
2 CUSCINETTI  
2 BEARINGS

		D	C				
328-100	Ø19	Ø 98	39	zinc	400 Kg	6	10,5

Categoria commerciale: 1M



- Ruota con piastre gola V
- Wheel with external plates, V groove
- Galet avec platine extérieure, gorge V
- Schiebetorrolle mit Außenplatten und V-Rille



330 W

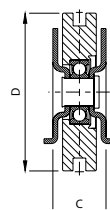
1 CUSCINETTO  
1 BEARING

	D	C				
330V-60	Ø 60	24	zinc	100 Kg	12	4,0
330V-70	Ø 68	29	zinc	170 Kg	6	3,4
330V-80	Ø 78	29	zinc	180 Kg	6	4,4
330V-90	Ø 88	32	zinc	190 Kg	6	6,0
330V-100	Ø 98	33	zinc	200 Kg	6	7,8
330V-120	Ø 117	33	zinc	220 Kg	2	4,3
330V-140	Ø 137	33	zinc	240 Kg	2	6,1

Categoria commerciale: 1M



- Ruota con piastre gola U
- Wheel with external plates, U groove Galet
- Gavec avec platine extérieure, gorge U
- Schiebetorrolle mit Außenstützplatte und U-Rille



330 U

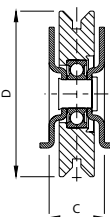
1 CUSCINETTO  
1 BEARING

	D	C				
330U-60	Ø 60	24	zinc	100 Kg	12	4,0
330U-70	Ø 68	29	zinc	170 Kg	6	3,4
330U-80	Ø 78	29	zinc	180 Kg	6	4,4
330U-90	Ø 88	32	zinc	190 Kg	6	6,5
330U-100	Ø 98	33	zinc	200 Kg	6	7,9
330U-120	Ø 117	33	zinc	220 Kg	2	3,9
330U-140	Ø 137	33	zinc	240 Kg	2	6,1

Categoria commerciale: 1M



- Ruota con piastre gola Y
- Wheel with external plates, Y groove
- Galet avec platine extérieure, gorge Y
- Schiebetorrolle mit Außenstützplatte und Y-Rille



330 Y

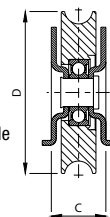
1 CUSCINETTO  
1 BEARING

	D	C				
330Y-60	Ø 60	24	zinc	100 Kg	12	4,0
330Y-70	Ø 68	29	zinc	170 Kg	6	3,3
330Y-80	Ø 78	29	zinc	180 Kg	6	4,3
330Y-90	Ø 88	32	zinc	190 Kg	6	5,8
330Y-100	Ø 98	33	zinc	200 Kg	6	7,7
330Y-120	Ø 117	33	zinc	220 Kg	2	4,3
330Y-140	Ø 137	33	zinc	240 Kg	2	5,9

Categoria commerciale: 1M



- Ruota con piastre gola semitonda
- Wheel with external plates, half-rounded groove
- Galet avec platine extérieure, gorge demi-ronde
- Schiebetorrolle mit Außenstützplatte und Rundrille



332 W

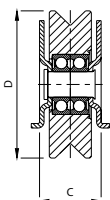
1 CUSCINETTO  
1 BEARING

		D	C				
332-60	-	Ø 60	24	zinc	100 Kg	12	4,0
332-70	Ø15	Ø 68	29	zinc	170 Kg	6	3,3
332-80	Ø15	Ø 78	29	zinc	180 Kg	6	4,1
332-80S	Ø19	Ø 78	32	zinc	180 Kg	6	4,1
332-90	Ø15	Ø 88	32	zinc	190 Kg	6	5,7
332-90S	Ø19	Ø 88	32	zinc	190 Kg	6	5,7
332-100	Ø15	Ø 98	32	zinc	200 Kg	6	7,4
332-100S	Ø19	Ø 98	32	zinc	200 Kg	6	7,6
332-120	Ø19	Ø 117	33	zinc	220 Kg	2	4,0
332-140	Ø19	Ø 137	33	zinc	240 Kg	2	5,7

Categoria commerciale: 1M



- Ruota con piastre gola V
- Wheel with external plates, V groove
- Galet avec platine extérieure, gorge V
- Schiebetorrolle mit Außenstützplatte und V-Rille



333 W

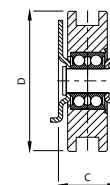
2 CUSCINETTI  
2 BEARINGS

	D	C				
333V-100	Ø 98	41	zinc	380 Kg	6	9,9
333V-120	Ø 117	41	zinc	400 Kg	2	4,9
333V-140	Ø 137	41	zinc	420 Kg	2	6,9

Categoria commerciale: 1M



- Ruota con piastre gola U
- Wheel with external plates, U groove
- Galet avec platine extérieure, gorge U
- Schiebetorrolle mit Außenstützplatte und U-Rille



333 U

2 CUSCINETTI  
2 BEARINGS

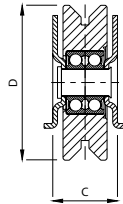
	D	C				
333U-100	Ø 98	41	zinc	380 Kg	6	9,3
333U-120	Ø 117	41	zinc	400 Kg	2	4,6
333U-140	Ø 137	41	zinc	420 Kg	2	6,2

Categoria commerciale: 1M





- Ruota con piastre gola Y
- Wheel with external plates, Y groove
- Galet avec support extérieur, gorge Y
- Schiebetorrolle mit Außenstützplatte und Y-Rille



## 333 W

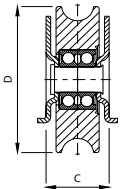
2 CUSCINETTI  
2 BEARINGS

	D	C				
<b>333Y-100</b>	Ø 98	41	zinc	380 Kg	6	9,7
<b>333Y-120</b>	Ø 117	41	zinc	400 Kg	2	4,8
<b>333Y-140</b>	Ø 137	41	zinc	420 Kg	2	6,8

Categoria commerciale: 1M



- Ruota con piastre gola semitonda
- Wheel with external plates, half-rounded groove
- Galet avec support extérieur, gorge demi-ronde
- Schiebetorrolle mit Außenstützplatte und Rundrille



## 334 W

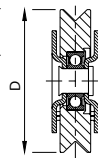
2 CUSCINETTI  
2 BEARINGS

	D	C				
<b>334-100</b>	Ø19 Ø 98	41	zinc	380 Kg	6	9,2
<b>334-120</b>	Ø19 Ø 117	41	zinc	400 Kg	2	4,6
<b>334-140</b>	Ø19 Ø 137	41	zinc	420 Kg	2	6,6

Categoria commerciale: 1M



- Ruota con supporto interno gola V
- Wheel with internal plate, V groove
- Galet avec platine interne, gorge V
- Schiebetorrolle mit Innenstützplatte und V-Rille



## 335 W

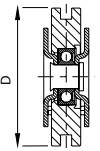
1 CUSCINETTO  
1 BEARING

	D	C				
<b>335V-80</b>	Ø78	32	zinc	180 Kg	6	4,8
<b>335V-90</b>	Ø88	32	zinc	190 Kg	6	6,6
<b>335V-100</b>	Ø98	32	zinc	200 Kg	6	8,1
<b>335V-120</b>	Ø117	37	zinc	220 Kg	2	4,5
<b>335V-140</b>	Ø137	40	zinc	240 Kg	2	6,1

Categoria commerciale: 1M



- Ruota con supporto interno gola U
- Wheel with external plates, U groove
- Galet avec platine interne, gorge U
- Schiebetorrolle mit Außenstützplatte und Rundrille



## 335 W

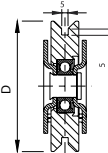
1 CUSCINETTO  
1 BEARING

	D	C				
<b>335U-80</b>	Ø78	32	zinc	180 Kg	6	4,8
<b>335U-90</b>	Ø88	32	zinc	190 Kg	6	6,7
<b>335U-100</b>	Ø98	32	zinc	200 Kg	6	8,0
<b>335U-120</b>	Ø117	37	zinc	220 Kg	2	4,1
<b>335U-140</b>	Ø137	40	zinc	240 Kg	2	5,8

Categoria commerciale: 1M



- Ruota con supporto interno gola Y
- Wheel with external plates, Y groove
- Galet avec platine interne, gorge Y
- Schiebetorrolle mit Außenstützplatte und Rundrille



## 335 W

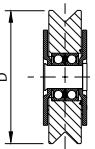

1 CUSCINETTO  
1 BEARING

	D	C				
<b>335Y-80</b>	Ø78	32	zinc	180 Kg	6	4,7
<b>335Y-90</b>	Ø88	32	zinc	190 Kg	6	6,5
<b>335Y-100</b>	Ø98	32	zinc	200 Kg	6	7,8
<b>335Y-120</b>	Ø117	37	zinc	220 Kg	2	4,3
<b>335Y-140</b>	Ø137	40	zinc	240 Kg	2	6,0

Categoria commerciale: 1M



- Ruota con supporto interno gola V
- Wheel with internal plate, V groove
- Galet avec platine interne, gorge V
- Schiebetorrolle mit Innenstützplatte und V-Rille



## 336 W

2 CUSCINETTI  
2 BEARINGS

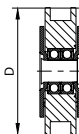
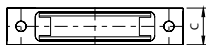
	D	C				
<b>336V-90</b>	Ø88	32	zinc	300 Kg	6	7,6
<b>336V-100</b>	Ø98	32	zinc	380 Kg	6	9,2
<b>336V-120</b>	Ø117	37	zinc	400 Kg	2	5,0
<b>336V-140</b>	Ø137	40	zinc	420 Kg	2	7,0
<b>336V-160</b>	Ø157	42	zinc	640 Kg	2	10,6
<b>336V-200</b>	Ø197	42	zinc	700 Kg	2	16,8

Categoria commerciale: 1M





- Ruota con piastre gola U
- Wheel with external plates, U groove
- Galet avec platine extérieure, gorge U
- Schiebetorrolle mit Außenstützplatte und U-Rille



336 U

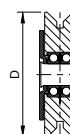
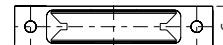
2 CUSCINETTI  
2 BEARINGS

	D	C				
336U-90	Ø88	32	zinc	300 Kg	6	6,8
336U-100	Ø98	32	zinc	380 Kg	6	8,1
336U-120	Ø117	37	zinc	400 Kg	2	4,5
336U-140	Ø137	40	zinc	420 Kg	2	6,3
336U-160	Ø157	42	zinc	640 Kg	2	9,8
336U-200	Ø197	42	zinc	700 Kg	2	16,8

Categoria commerciale: 1M



- Ruota con supporto interno gola Y
- Wheel with internal plate, Y groove
- Galet avec platine interne, gorge Y
- Schiebetorrolle mit innenstützplatte und Y-Rille



336 Y

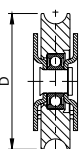
2 CUSCINETTI  
2 BEARINGS

	D	C				
336Y-90	Ø88	32	zinc	300 Kg	6	7,2
336Y-100	Ø98	32	zinc	380 Kg	6	8,7
336Y-120	Ø117	37	zinc	400 Kg	2	4,9
336Y-140	Ø137	40	zinc	420 Kg	2	6,9
336Y-160	Ø157	42	zinc	640 Kg	2	10,5
336Y-200	Ø197	42	zinc	700 Kg	2	16,7

Categoria commerciale: 1M









- Ruota supporto interno gola semitonda
- Wheel with internal plate, half-rounded groove
- Galet avec platine interne, gorge demi-ronde
- Schiebetorrolle mit Rundrille und Innenstützplatte



337 W

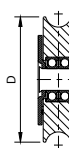
1 CUSCINETTO  
1 BEARING

		D	C				
337-80	Ø15	Ø78	32	zinc	180 Kg	6	4,4
337-80S	Ø19	Ø78	32	zinc	180 Kg	6	4,5
337-90	Ø15	Ø 88	32	zinc	190 Kg	6	6,3
337-90S	Ø19	Ø 88	32	zinc	190 Kg	6	6,4
337-100	Ø15	Ø 98	32	zinc	200 Kg	6	7,6
337-100S	Ø19	Ø 98	32	zinc	200 Kg	6	7,8
337-120	Ø19	Ø 117	37	zinc	220 Kg	2	4,2
337-140	Ø19	Ø 137	40	zinc	240 Kg	2	5,8

Categoria commerciale: 1M









- Ruota supporto interno gola semitonda a 2 cuscinetti
- Wheel with internal plate, half-rounded groove and 2 bearings
- Galet avec platine interne, gorge demi-ronde et 2 roulements
- Schiebetorrolle mit Rundrille, Innenstützplatte und 2 Kugellagern



338 W

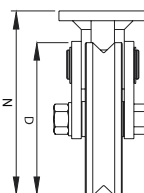
2 CUSCINETTI  
2 BEARINGS

		D	C				
338-90	Ø19	Ø88	32	zinc	300 Kg	6	7,2
338-100	Ø19	Ø98	32	zinc	380 Kg	6	8,7
338-120	Ø19	Ø117	37	zinc	400 Kg	2	4,7
338-140	Ø19	Ø137	40	zinc	420 Kg	2	6,7
338-160	Ø19	Ø157	42	zinc	640 Kg	2	10,1
338-200	Ø19	Ø197	42	zinc	700 Kg	2	16,3

Categoria commerciale: 1M









- Ruote combinate gola V con ingrassatore
- Grease gun twin wheels V groove
- Galets combinés avec graisseur, gorge V
- Verknüpfte Schiebetorrollen mit V-Rille und Schmiernippel



339 V

2 CUSCINETTI  
2 BEARINGS

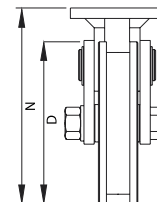


	D	N					
339V-120	Ø117	170	Ø19	zinc	1200 Kg	2	20,1
339V-160	Ø157	190	Ø19	zinc	1920 Kg	2	30,5

Categoria commerciale: 1M









- Ruote combinate gola U con ingrassatore
- Grease gun twin wheels U groove
- Galets combinés avec graisseur, gorge U
- Verknüpfte Schiebetorrollen mit U-Rille und Schmiernippel



339 U

2 CUSCINETTI  
2 BEARINGS

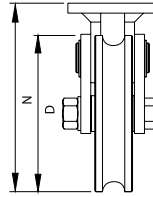


	D	N					
339U-120	Ø117	170	Ø19	zinc	1200 Kg	2	20,1
339U-160	Ø157	190	Ø19	zinc	1920 Kg	2	29,9

Categoria commerciale: 1M



- Ruote combinate gola semitonda con ingrassatore
- Grease gun twin wheels half-rounded groove
- Galets combinés avec graisseur, gorge demi-ronde
- Verknüpfte Schiebetorrollen mit Rundrille und Schmiernippel



# 339

2 CUSCINETTI  
2 BEARINGS

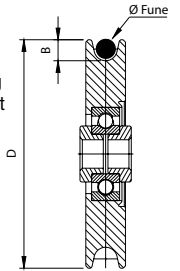


	D	N					
<b>339-120</b>	Ø117	170	Ø19	zinc	1200 Kg	2	20,5
<b>339-160</b>	Ø157	190	Ø19	zinc	1920 Kg	2	30,4
<b>339-250</b>	Ø247	281	Ø19	zinc	3000 Kg	1	43,0

Categoria commerciale: 1M



- Ruota per fune gola semitonda a 1 cuscinetto
- Wheel for rope, half-rounded groove and 1 bearing
- Galet pour corde, gorge demi-ronde et 1 roulement
- Rolle für seil, Rundrille und 1 Kugellager



# 340

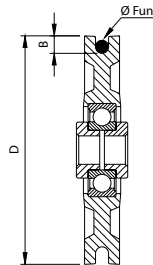
1 CUSCINETTO  
1 BEARING

	D	B				
<b>340-60</b>	Ø58	7	zinc	100 Kg	12	2,3
<b>340-80</b>	Ø78	9	zinc	200 Kg	12	4,7
<b>340-100</b>	Ø98	9	zinc	220 Kg	10	7,6
<b>340-120</b>	Ø117	9	zinc	240 Kg	8	9,2

Categoria commerciale: 1M



- Ruota per fune in nylon gola semitonda a 1 cuscinetto
- Nylon wheel for rope, half-rounded groove and 1 bearing
- Galet pour corde en nylon, gorge demi-ronde et 1 roulement
- Nylon-rolle für seil, Rundrille und 1 Kugellager




# 342

1 CUSCINETTO  
1 BEARING

	D	B			
<b>342-80</b>	Ø79	7	50 Kg	12	1,8
<b>342-90</b>	Ø89	7	60 Kg	10	1,8
<b>342-100</b>	Ø98	7,5	70 Kg	10	1,9

Categoria commerciale: 1M




- Cuscinetto a sfere assiale tornito e cementato
- Turned ball bearing
- Roulement à billes tourné et scellé
- Axialkugellager

# 400

	D			
<b>400-9</b>	Ø15	zinc	100	0,4
<b>400-10</b>	Ø17,5	zinc	100	0,6
<b>400-11</b>	Ø19	zinc	100	0,8
<b>400-12</b>	Ø20	zinc	100	0,9
<b>400-14</b>	Ø22	zinc	100	1,0
<b>400-16,5</b>	Ø27	zinc	100	1,5
<b>400-20</b>	Ø32	zinc	100	4,2

Categoria commerciale: 1E




- Rondella in acciaio Zincato e Sinterizzato
- Galvanized and sintered steel washer
- Rondelle en acier zingué et fritté
- Gesinterter Stahlzwischenring

# 401S

	D			
<b>401S-12</b>	Ø20	zinc	50	0,5
<b>401S-14</b>	Ø22	zinc	50	0,6
<b>401S-20</b>	Ø28	zinc	50	0,8

Categoria commerciale: 1E



- Rondella in acciaio Zincato
- Galvanized and sintered steel washer
- Rondelle en acier zingué
- Gesinterter Stahlzwischenring

# 401Z

	D			
<b>401Z-6</b>	Ø9	zinc	200	6,6
<b>401Z-8</b>	Ø12	zinc	200	0,2
<b>401Z-9</b>	Ø13	zinc	200	0,2
<b>401Z-10</b>	Ø15	zinc	200	0,4
<b>401Z-11</b>	Ø15	zinc	200	0,4
<b>401Z-12</b>	Ø18	zinc	200	0,6
<b>401Z-14</b>	Ø19	zinc	200	0,6

Categoria commerciale: 1E



Perno Zincato

- Cerniera a 2 ali con perno sfilabile
- Hinge with 2 wings and extractable pivot
- Paumelle avec 2 ailes et pivot à déboîter
- Anschweißband 2-teilig mit loseem Zapfen

402

	L	A	D				
402-60	58	26	Ø5,7	40	50 Kg*	40	1,5
402-80	83	38	Ø7,7	40	75 Kg*	50	4,0
402-100	104	48	Ø8,7	40	100 Kg*	50	5,7
402-120	122	57	Ø9,8	40	150 Kg*	40	7,2
402-140	144	68	Ø10,7	40	200 Kg*	40	9,4

\* valore portata a coppia L/H=1 / capacity of couple hinges L/H=1

Categoria commerciale: 1E



- Cerniera a 2 ali con perno sfilabile
- Hinge with 2 wings and extractable pivot
- Paumelle avec 2 ailes et pivot à déboîter
- Anschweißband 2-teilig mit loseem Zapfen

402Z

	L	A	D				
402Z-60	58	26	Ø5,7	zinc	50 Kg*	40	1,6
402Z-80	83	38	Ø7,7	zinc	75 Kg*	50	4,0
402Z-100	104	48	Ø8,7	zinc	100 Kg*	50	5,7
402Z-120	122	57	Ø9,8	zinc	150 Kg*	40	7,2
402Z-140	144	68	Ø10,7	zinc	200 Kg*	40	9,4

\* valore portata a coppia L/H=1 / capacity of couple hinges L/H=1

Categoria commerciale: 1E



Perno Zincato

- Cerniera pesante a 2 ali con perno sfilabile
- Heavy hinge with 2 wings and extractable pivot
- Paumelle lourde avec 2 ailes et pivot à déboîter
- Anschweißband 2-teilig schwere Ausführung mit loseem Zapfen

405

	L	A	D				
405-140	145	68	Ø11,7	250 Kg*	20	5,8	
405-170	174	83	Ø11,7	250 Kg*	20	7,0	
405-200	205	98	Ø13,6	350 Kg*	14	7,2	

\* valore portata a coppia L/H=1 / capacity of couple hinges L/H=1

Categoria commerciale: 1E



- Cerniera pesante a 2 ali con perno sfilabile
- Heavy hinge with 2 wings and extractable pivot
- Paumelle lourde avec 2 ailes et pivot à déboîter
- Anschweißband 2-teilig schwere Ausführung mit loseem Zapfen

405Z

	L	A	D				
405Z-140	145	68	Ø11,7	zinc	250 Kg*	20	5,8
405Z-170	174	83	Ø11,7	zinc	250 Kg*	20	7,0
405Z-200	205	98	Ø13,6	zinc	350 Kg*	14	7,2

\* valore portata a coppia L/H=1 / capacity of couple hinges L/H=1

Categoria commerciale: 1E



Perno Zincato

- Cerniera a 3 ali con perno sfilabile
- Hinge with 3 wings and extractable pivot
- Paumelle avec 3 ailes et pivot à déboîter
- Anschweißband 3-teilig mit loseem Zapfen

410

	L	A	B	D			
410-80	83	18	38	Ø77	75 Kg*	50	3,9
410-100	104	23,5	48	Ø8,7	100 Kg*	50	5,7
410-120	122	27	57	Ø9,8	150 Kg*	40	7,2
410-140	144	33	68	Ø10,7	200 Kg*	40	9,5






\* valore portata a coppia L/H=1 / capacity of couple hinges L/H=1

Categoria commerciale: 1E



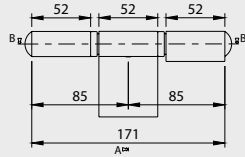
- Cerniera a 3 ali con perno sfilabile
- Hinge with 3 wings and extractable pivot
- Paumelle avec 3 ailes et pivot à déboîter
- Anschweißband 3-teilig mit loseem Zapfen

410Z

	L	A	B	D				
410Z-80	83	18	38	Ø77	zinc	75 Kg*	50	3,9
410Z-100	104	23,5	48	Ø8,7	zinc	100 Kg*	50	5,8
410Z-120	122	27	57	Ø9,8	zinc	150 Kg*	40	7,3
410Z-140	144	33	68	Ø10,7	zinc	200 Kg*	40	9,6

\* valore portata a coppia L/H=1 / capacity of couple hinges L/H=1

Categoria commerciale: 1E



- Cerniera a 3 ali anticasso con perno e tappi in acciaio inox
- Antitheft 3 wings hinge with s/s pivot and plugs
- Paumelle antivol à 3 ailes avec pivot et bouchons en inox
- Einbruchssicheres Anschweißband 3-teilig mit Zapfen und Pfropfen aus Edelstahl

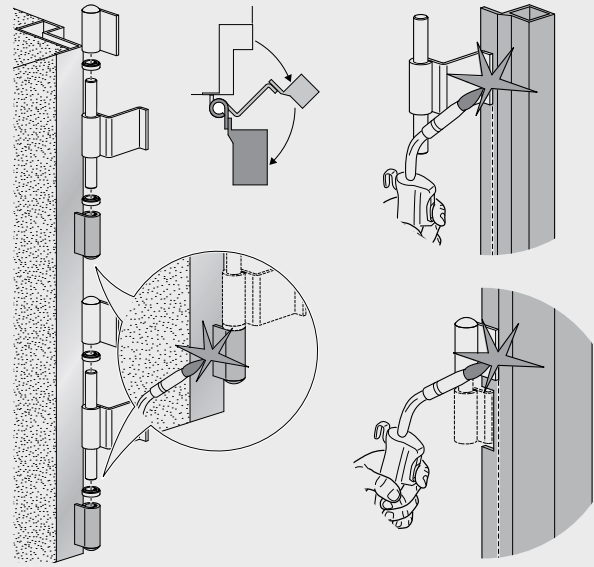
Perno e tappi INOX

## 411 Tris

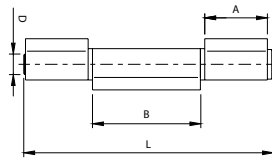
<b>411-170</b>	400 Kg*	10	7,0	

\* valore portata a coppia L/H=1 / capacity of couple hinges L/H=1

Categoria commerciale: 1E



Perno Zincato



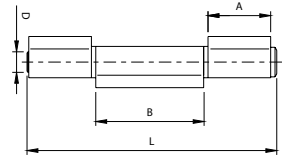
- Cerniera pesante a 3 ali con perno sfilabile
- Heavy hinge with 3 wings and extractable pivot
- Paumelle lourde avec 3 ailes et pivot à déboîter
- Anschweißband 3-teilig schwere Ausführung mit losem Zapfen

## 415

	L	A	B	D			
<b>415-140</b>	145	36	62	Ø11,7	250 Kg*	20	5,9
<b>415-170</b>	174	44	75	Ø11,7	250 Kg*	20	7,0
<b>415-200</b>	205	52	89	Ø13,6	350 Kg*	16	8,2

\* valore portata a coppia L/H=1 / capacity of couple hinges L/H=1

Categoria commerciale: 1E



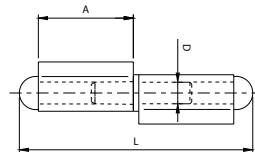
- Cerniera pesante a 3 ali con perno sfilabile
- Heavy hinge with 3 wings and extractable pivot
- Paumelle lourde avec 3 ailes et pivot à déboîter
- Anschweißband 3-teilig schwere Ausführung mit losem Zapfen

## 415Z

	L	A	B	D			
<b>415Z-140</b>	145	36	62	Ø11,7	zinc 250 Kg*	20	9,9
<b>415Z-170</b>	174	44	75	Ø11,7	zinc 250 Kg*	20	7,0
<b>415Z-200</b>	205	52	89	Ø13,6	zinc 350 Kg*	16	8,2

\* valore portata a coppia L/H=1 / capacity of couple hinges L/H=1

Categoria commerciale: 1E



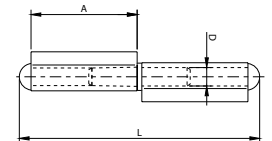
- Cerniera a 2 ali con tappo saldato
- Plug welded hinge with 2 wings
- Paumelle à 2 ailes avec bouchon soudé
- Anschweißband 2-teilig mit Anschweißpfropfen

## 420

	L	A	D			
<b>420-60</b>	64	26	Ø5,8	50 Kg*	40	1,3
<b>420-80</b>	89,5	38	Ø7,8	75 Kg*	50	3,2
<b>420-100</b>	110	48	Ø8,7	100 Kg*	50	4,4
<b>420-120</b>	130	57	Ø9,8	150 Kg*	50	7,0
<b>420-140</b>	152	68	Ø10,8	200 Kg*	50	9,0

\* valore portata a coppia L/H=1 / capacity of couple hinges L/H=1

Categoria commerciale: 1E




- Cerniera pesante a 2 ali con tappo saldato
- Heavy plug welded hinge with 2 wings
- Paumelle lourde à 2 ailes avec bouchon soudé
- Anschweißband 2-teilig schwere Ausführung mit Pfropfen

## 425

	L	A	D			
<b>425-140</b>	154	68	Ø11,8	250 Kg*	20	4,5
<b>425-170</b>	184,5	83	Ø11,8	250 Kg*	20	5,2
<b>425-200</b>	217,5	98	Ø13,8	350 Kg*	20	7,8

\* valore portata a coppia L/H=1 / capacity of couple hinges L/H=1

Categoria commerciale: 1E



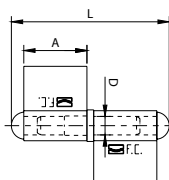
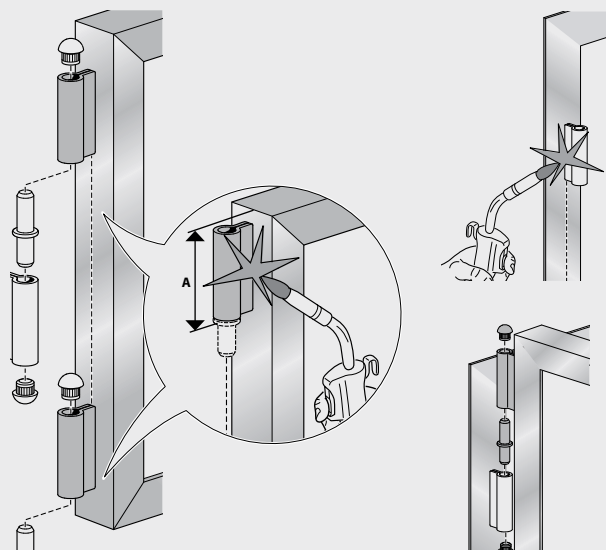
- Cerniera 2 ali pesante smontata perno e tappi zincati
- Heavy hinge with 2 wings and disassembled galvanised pivot and plugs
- Paumelle lourde à 2 ailes avec pivot et bouchons zingués et démontés
- Anschweißband 2-teilig schwere Ausführung mit verzinkter ausgebauter Zapfen und Pfropfen

## 425PS

	L	A	D			
425PS-140	154	68	Ø11,8	250 Kg*	50	13,5
425PS-170	184,5	83	Ø11,8	250 Kg*	50	13,5

\* valore portata a coppia L/H=1 / capacity of couple hinges L/H=1

Categoria commerciale: 1E



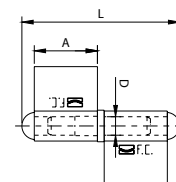
- Cerniera a 2 ali lunghe con tappo saldato
- Plug welded hinge with 2 long wings
- Paumelle à bouchon soudé avec 2 ailes longues
- Anschweißband 2-teilig mit Anschweißpfropfen

## 430DX

	L	A	D			
430DX-60	70	28	Ø8,3	100 Kg*	20	3,3
430DX-80	92	38	Ø9	100 Kg*	20	3,1
430DX-100	112	48	Ø9,8	150 Kg*	20	4,0
430DX-120	132	57	Ø11,3	250 Kg*	20	5,3
430DX-140	156	67	Ø11,8	250 Kg*	10	4,0
430DX-170	190	84	Ø13	300 Kg*	10	6,2
430DX-200	216	97	Ø13,9	350 Kg*	10	8,4

\* valore portata a coppia L/H=1 / capacity of couple hinges L/H=1

Categoria commerciale: 1E



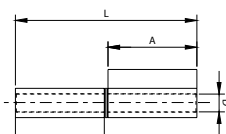
- Cerniera a 2 ali lunghe con tappo saldato
- Plug welded hinge with 2 long wings
- Paumelle à bouchon soudé avec 2 ailes longues
- Anschweißband 2-teilig mit Anschweißpfropfen

## 430SX

	L	A	D			
430SX-60	70	28	Ø8,3	100 Kg*	20	3,3
430SX-80	92	38	Ø9	100 Kg*	20	3,1
430SX-100	112	48	Ø9,8	150 Kg*	20	4,0
430SX-120	132	57	Ø11,3	250 Kg*	20	5,3
430SX-140	156	67	Ø11,8	250 Kg*	10	4,0
430SX-170	190	84	Ø13	300 Kg*	10	6,1
430SX-200	216	97	Ø13,9	350 Kg*	10	8,4

\* valore portata a coppia L/H=1 / capacity of couple hinges L/H=1

Categoria commerciale: 1E



- Cerniera 2 ali piana con perno sfilabile
- Flat hinge with 2 wings and extractable pivot
- Paumelle plate à 2 ailes avec pivot à déboiter
- Flachband 2-teilig mit losem Zapfen

## 431

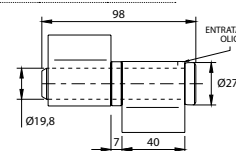
	L	A	D			
431-80	82	40	Ø8	100 Kg*	50	4,6
431-80-Sp3	78	38	Ø8	100 Kg*	50	6,2
431-100	98	48	Ø10	150 Kg*	50	9,2
431-110	107	52	Ø10	150 Kg*	40	10,8
431-120	119	58	Ø12	250 Kg*	30	10,9

\* valore portata a coppia L/H=1 / capacity of couple hinges L/H=1

Categoria commerciale: 1E



Perno Zincato



- Cerniera a 2 ali aperte perno sfilabile con rondella
- Big hinge 2 open wings extractable pivot with washer
- Paumelle grande 2 ailes ouvertes pivot à déboiter avec rondelle
- Winkelband mit 2 offenen Flügeln schwere Ausführung loser Zapfen mit Unterlegscheibe

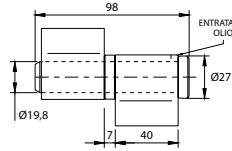
## 440

	L	A	D			
440-90	800 Kg*		10			5,4

\* valore portata a coppia L/H=1 / capacity of couple hinges L/H=1

Categoria commerciale: 1E





# 445

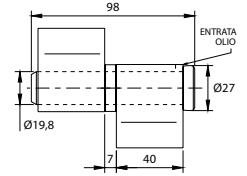
Perno Zincato

- Cernierona a 2 ali aperte perno sfilabile con cuscinetto
- Big hinge 2 open wings extractable pivot with bearing
- Paumelle grande 2 ailes ouvertes avec pivot à déboîter et roulement
- Winkelband 2-teilig schwere Ausführung loser Zapfen mit Kugellager

445-90	800 Kg*	10	5,4

\* valore portata a coppia L/H=1 / capacity of couple hinges L/H=1

Categoria commerciale: 1E



# 450

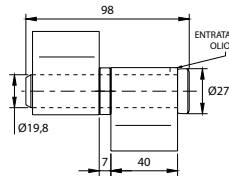
Perno Zincato

- Cernierona a 2 ali chiuse perno sfilabile con rondella e cuscinetto
- Big hinge 2 closed wings extractable pivot with washer and bearing
- Paumelle grande 2 ailes fermées pivot à déboîter avec rondelle et roulement
- Winkelband mit 2 geschlossenen Flügeln schwere Ausführung loser Zapfen mit Unterlegscheibe und Kugellager

450-90	400 Kg*	10	5,8

\* valore portata a coppia L/H=1 / capacity of couple hinges L/H=1

Categoria commerciale: 1E



# 455

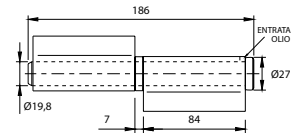
Perno Zincato

- Cernierona a 2 ali chiuse perno sfilabile con cuscinetto
- Big hinge 2 closed wings extractable pivot with bearing
- Paumelle grande 2 ailes fermées avec pivot à déboîter et roulement
- Flachband 2-teilig schwere Ausführung mit losem Zapfen und Kugellager

455-90	400 Kg*	10	5,4

\* valore portata a coppia L/H=1 / capacity of couple hinges L/H=1

Categoria commerciale: 1E



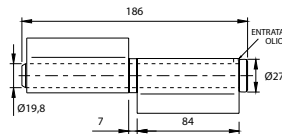
# 456

- Cernierona a 2 ali lunghe aperte perno sfilabile con rondella
- Big hinge 2 open wings extractable pivot with washer
- Paumelle grande 2 ailes ouvertes avec pivot à déboîter et rondelle
- Winkelband 2-teilig schwere Ausführung mit losem Zapfen und Unterlegscheibe

456-180	800 Kg*	4	4,2

\* valore portata a coppia L/H=1 / capacity of couple hinges L/H=1

Categoria commerciale: 1E



# 457

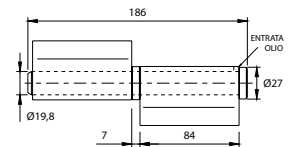
Perno Zincato

- Cernierona a 2 ali aperte perno sfilabile con cuscinetto
- Big hinge 2 open wings extractable pivot with bearing
- Paumelle grande 2 ailes ouvertes avec pivot à déboîter et roulement
- Winkelband 2-teilig schwere Ausführung mit losem Zapfen und Unterlegscheibe

457-180	800 Kg*	4	4,2

\* valore portata a coppia L/H=1 / capacity of couple hinges L/H=1

Categoria commerciale: 1E



# 458

- Cernierona a 2 ali lunghe chiuse perno sfilabile con rondella
- Big hinge 2 closed wings extractable pivot with washer
- Paumelle grande 2 ailes fermées avec pivot à déboîter et rondelle
- Flachband 2-teilig schwere Ausführung mit losem Zapfen und Unterlegscheibe

458-180	800 Kg*	4	4,2

\* valore portata a coppia L/H=1 / capacity of couple hinges L/H=1

Categoria commerciale: 1E

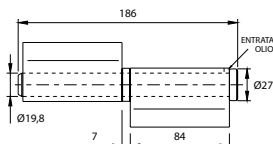




Perno Zincato

**459** .....

- Cernierona a 2 ali lunghe chiuse perno sfilabile con cuscinetto
- Big hinge 2 long closed wings extractable pivot with bearing
- Paumelle grande 2 ailes grandes et fermées, pivot à déboîter avec roulement
- Winkelband mit 2 langen geschlossenen Flügeln schwere Ausführung mit lose Zapfen, Kugellager



<b>459-180</b>	800 Kg*	4	4,3

\* valore portata a coppia L/H=1 / capacity of couple hinges L/H=1

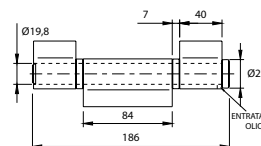
Categoria commerciale: 1E



Perno Zincato

**460**

- Cernierona a 3 ali aperte perno sfilabile con rondelle
- Big hinge 3 open wings with washer
- Paumelle grande 3 ailes ouvertes pivot à déboîter avec rondelle
- Winkelband 3-teilig schwere Ausführung mit Unterlegscheiben



<b>460-180</b>	800 Kg*	4	4,2

\* valore portata a coppia L/H=1 / capacity of couple hinges L/H=1

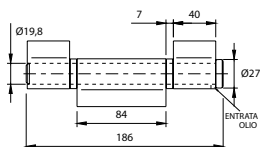
Categoria commerciale: 1E



Perno Zincato

**465** .....

- Cernierona a 3 ali aperte perno sfilabile con cuscinetto
- Big hinge 3 open wings extractable pivot with bearing
- Paumelle grande 3 ailes ouvertes pivot à déboîter avec roulement
- Winkelband mit 3 offenen Flügeln schwere Ausführung mit lose Zapfen, Kugellager



<b>465-180</b>	800 Kg*	4	4,3

\* valore portata a coppia L/H=1 / capacity of couple hinges L/H=1

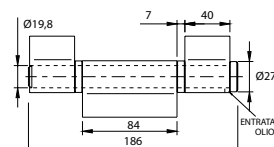
Categoria commerciale: 1E



Perno Zincato

**470**

- Cernierona a 3 ali chiuse perno sfilabile con rondella
- Big hinge 3 closed wings extractable pivot with washer
- Paumelle grande 3 ailes fermées avec pivot à déboîter et rondelle
- Flachband 3-teilig schwere Ausführung mit lose Zapfen und Unterlegscheibe



<b>470-180</b>	800 Kg*	4	4,2

\* valore portata a coppia L/H=1 / capacity of couple hinges L/H=1

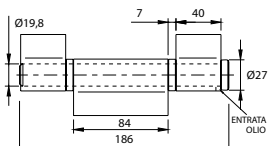
Categoria commerciale: 1E



Perno Zincato

**475** .....


- Cernierona a 3 ali chiuse perno sfilabile con cuscinetto
- Big hinge 3 closed wings extractable pivot and bearing
- Paumelle grande 3 ailes fermées pivot à déboîter avec roulement
- Winkelband mit 3 geschlossenen Flügeln schwere Ausführung mit lose Zapfen, Kugellager



<b>475-180</b>	800 Kg*	4	4,2

\* valore portata a coppia L/H=1 / capacity of couple hinges L/H=1

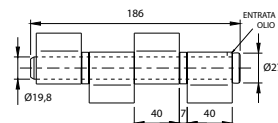
Categoria commerciale: 1E



Perno Zincato

**480**

- Cernierona a 4 ali aperte perno sfilabile con rondella
- Big hinge 4 open wings extractable pivot with washer
- Paumelle grande 4 ailes ouvertes avec pivot à déboîter et rondelle
- Winkelband 4-teilig schwere Ausführung mit lose Zapfen und Unterlegscheibe



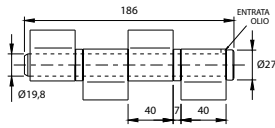
<b>480-180</b>	800 Kg*	4	4,1

\* valore portata a coppia L/H=1 / capacity of couple hinges L/H=1

Categoria commerciale: 1E



Perno Zincato

**482**


- Cernierona a 4 ali chiuse perno sfilabile con cuscinetto
- Big hinge 4 closed wings extractable pivot with bearing
- Paumelle grande 4 ailes fermées pivot à déboiter avec roulement
- Winkelband mit 4 geschlossenen Flügeln schwere Ausführung mit losem Zapfen, Kugellager

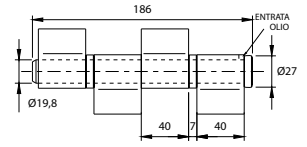
<b>482-180</b>	800 Kg*	4	4,2

\* valore portata a coppia L/H=1 / capacity of couple hinges L/H=1

Categoria commerciale: 1E



Perno Zincato

**485**


- Cernierona a 4 ali chiuse perno sfilabile con rondelle
- Big hinge 4 closed wings extractable pivot with washers
- Paumelle grande 4 ailes fermées avec pivot à déboiter et rondelles
- Flachband 4-teilig schwere Ausführung mit losem Zapfen und Unterlegscheiben

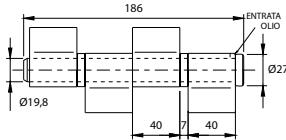
<b>485-180</b>	800 Kg*	4	4,1

\* valore portata a coppia L/H=1 / capacity of couple hinges L/H=1

Categoria commerciale: 1E



Perno Zincato

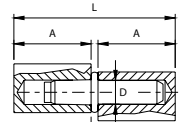
**487**


- Cernierona a 4 ali chiuse perno sfilabile con cuscinetto
- Big hinge 4 closed wings extractable pivot with bearing
- Paumelle grande 4 ailes fermées pivot à déboiter avec roulement
- Winkelband mit 4 geschlossenen Flügeln schwere Ausführung mit losem Zapfen und Kugellager

<b>487-180</b>	800 Kg*	4	4,2

\* valore portata a coppia L/H=1 / capacity of couple hinges L/H=1

Categoria commerciale: 1E

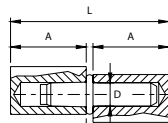

**490**


- Cerniera a goccia con perno in acciaio
- Drop hinge with steel pivot
- Paumelle à goutte avec pivot en acier
- Bandrolle mit Zapfen aus Stahl

	L	A	D			
<b>490-100</b>	98	48	Ø9	150 Kg*	40	3,7
<b>490-120</b>	118	58	Ø9	200 Kg*	40	6,6
<b>490-140</b>	139	68	Ø9	300 Kg*	40	8,0

\* valore portata a coppia L/H=1 / capacity of couple hinges L/H=1

Categoria commerciale: 1E

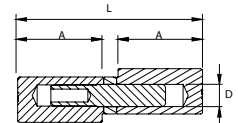

**492**


- Cerniera a goccia perno in acciaio rivestito ottone
- Drop hinge with brass-covered, steel pivot
- Paumelle à goutte avec pivot en acier revêtu de laiton
- Bandrolle mit Messing beschichtetem Zapfen aus Stahl

	L	A	D			
<b>492-100</b>	98	48	Ø9	100 Kg*	40	3,8
<b>492-120</b>	118	58	Ø9	125 Kg*	40	7,0
<b>492-140</b>	139	68	Ø9	180 Kg*	40	8,1

\* valore portata a coppia L/H=1 / capacity of couple hinges L/H=1

Categoria commerciale: 1E


**494**


- Cerniera a goccia perno in acciaio con rondella
- Drop Hinge With Steel Pivot And Washer
- Paumelle à goutte avec pivot en acier avec rondelle
- Bandrolle mit Zapfen aus Stahl mit Unterlegscheibe

	L	A	D			
<b>494-100</b>	100	46	Ø12	150 Kg*	16	3,9
<b>494-150</b>	149	71	Ø12	250 Kg*	16	5,4

\* valore portata a coppia L/H=1 / capacity of couple hinges L/H=1

Categoria commerciale: 1E



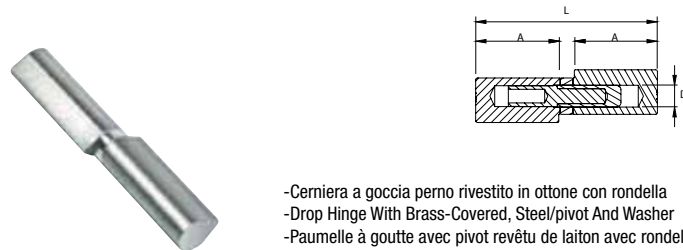
- Cerniera a goccia perno in acciaio con cuscinetto
- Drop Hinge With Steel Pivot And Bearing
- Paumelle à goutte avec pivot en acier avec roulement
- Bandrolle mit Zapfen aus Stahl mit Kugellager

495

	L	A	D			
495-100	100	46	Ø12	150 Kg*	16	3,5
495-150	149	71	Ø12	250 Kg*	16	5,1

\* valore portata a coppia L/H=1 / capacity of couple hinges L/H=1

Categoria commerciale: 1E




- Cerniera a goccia perno rivestito in ottone con rondella
- Drop Hinge With Brass-Covered, Steel/pivot And Washer
- Paumelle à goutte avec pivot revêtu de laiton avec rondelle
- Bandrolle mit Messing beschichtetem Zapfen mit Unterlegscheibe

496

	L	A	D			
496-100	100	46	Ø12	100 Kg*	16	3,9
496-150	149	71	Ø12	180 Kg*	16	5,6

\* valore portata a coppia L/H=1 / capacity of couple hinges L/H=1

Categoria commerciale: 1E




- Cerniera a goccia perno ottone con cuscinetto
- Drop hinge with brass pivot and bearing
- Paumelle à goutte avec pivot en laiton avec rondelle
- Bandrolle mit Zapfen aus Messing mit Kugellager

497

	L	A	D			
497-100	100	46	Ø12	100 Kg*	16	4,2
497-150	149	71	Ø12	180 Kg*	16	5,8
497Z-100	100	46	Ø12	zinc 100 Kg*	10	4,2
497Z-150	149	71	Ø12	zinc 180 Kg*	16	5,8

\* valore portata a coppia L/H=1 / capacity of couple hinges L/H=1

Categoria commerciale: 1E



- Cerniera a goccia perno in acciaio rivestito ottone con cuscinetto
- Drop hinge with brass-covered, steel pivot and bearing
- Paumelle à goutte avec pivot en acier revêtu de laiton avec roulement
- Bandrolle mit Messing beschichtetem Zapfen aus Stahl mit Kugellager

498

PATENTED

	L	A	D			
498-100	100	46	Ø12	100 Kg*	16	4,2
498-150	149	71	Ø12	180 Kg*	16	5,6
498Z-100	100	46	Ø12	zinc 100 Kg*	16	4,2
498Z-150	149	71	Ø12	zinc 180 Kg*	16	5,6

\* valore portata a coppia L/H=1 / capacity of couple hinges L/H=1

Categoria commerciale: 1E



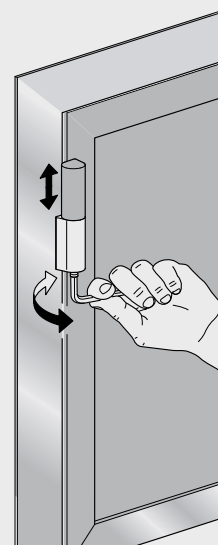
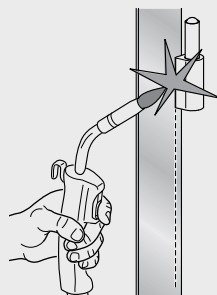
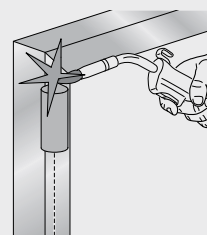
- Cerniera a goccia tornita perno acciaio regolabile 7 mm
- Turned drop hinge, 7mm adjustable, with steel pivot
- Paumelle à goutte tournée, réglable 7mm. avec pivot en acier
- Formgepresstes und 7 mm-verstellbares Tropfenband mit Zapfen aus Stahl

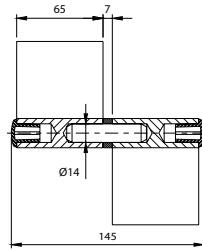
500

	R			
500-150	146-153	300 Kg*	10	3,8

\* valore portata a coppia L/H=1 / capacity of couple hinges L/H=1

Categoria commerciale: 1E

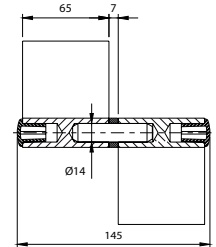




# 505

- Cerniera ala lunga reversibile con rondella perno acciaio
- Big hinge long wing steel pivot with washer
- Paumelle grande aile longue réversible pivot en acier avec rondelle
- Scharnier mit langem Flügel, Kugellager und Zapfen aus Stahl

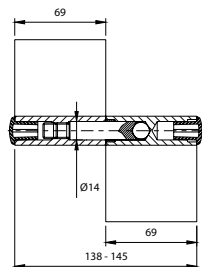
505-150	600 Kg*	10	7,1
* valore portata a coppia L/H=1 / capacity of couple hinges L/H=1			
Categoria commerciale: 1E			



# 510

- Cerniera ala lunga reversibile con cuscinetto perno acciaio
- Big hinge long wing steel pivot with bearing
- Paumelle grande aile longue réversible pivot en acier avec roulement
- Scharnier mit langem Flügel, Kugellager und Zapfen aus Stahl

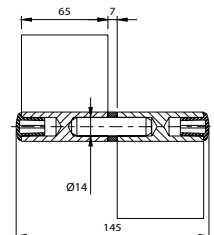
510-150	600 Kg*	10	7,1
* valore portata a coppia L/H=1 / capacity of couple hinges L/H=1			
Categoria commerciale: 1E			



# 515

- Cerniera regolabile 7mm ala lunga perno acciaio
- Hinge, 7mm adjustable, with long wing and steel pivot
- Paumelle réglable 7mm, avec aile longue et pivot en acier
- 7 mm-verstellbares Scharnier mit langem Flügel und Zapfen aus Stahl

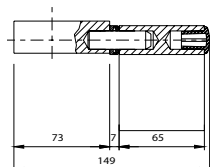
515-150	138-145	600 Kg*	7,4
* valore portata a coppia L/H=1 / capacity of couple hinges L/H=1			
Categoria commerciale: 1E			



# 520

- Cerniera ala lunga reversibile perno ottone
- Hinge with reversible long wing and brass pivot
- Paumelle avec aile longue réversible et pivot en laiton
- Umkehrbares Scharnier mit langem Flügel und Zapfen aus Messing

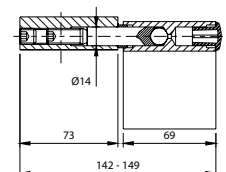
520-150	450 Kg*	10	7,0
* valore portata a coppia L/H=1 / capacity of couple hinges L/H=1			
Categoria commerciale: 1E			



# 525

- Cerniera ala lunga reversibile e ala a goccia perno acciaio con cuscinetto
- Big hinge long and drop wing with bearing
- Paumelle grande aile longue réversible avec roulement
- Scharnier mit langem Flügel und Tropfenflügel, Zapfen aus Stahl und Kugellager

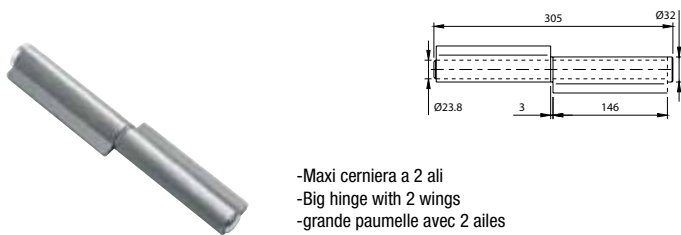
525-150	300 Kg*	10	5,7
1* valore portata a coppia L/H=1 / capacity of couple hinges L/H=1			
Categoria commerciale: 1E SU RICHIESTA   ON REQUEST			



# 530

- Cerniera ala lunga reversibile perno ottone
- Hinge with reversible long wing and brass pivot
- Paumelle avec aile longue réversible et pivot en laiton
- Umkehrbares Scharnier mit langem Flügel und Zapfen aus Messing

530-150	138-145	300 Kg*	5,3
* valore portata a coppia L/H=1 / capacity of couple hinges L/H=1			
Categoria commerciale: 1E SU RICHIESTA   ON REQUEST			



- Maxi cerniera a 2 ali
- Big hinge with 2 wings
- grande paumelle avec 2 ailes
- Maxi-Schmier 2-teilig

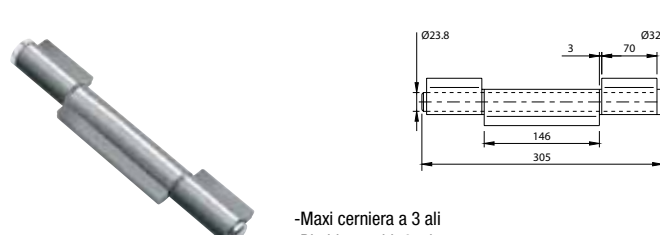
## 550 Perno Zincato

550-300	800 Kg*	4	8,4

\* valore portata a coppia L/H=1 / capacity of couple hinges L/H=1

Categoria commerciale: 1E

SU RICHIESTA | ON REQUEST



- Maxi cerniera a 3 ali
- Big hinge with 3 wings
- Grande paumelle avec 3 ailes
- Maxi-Schmier 3-teilig

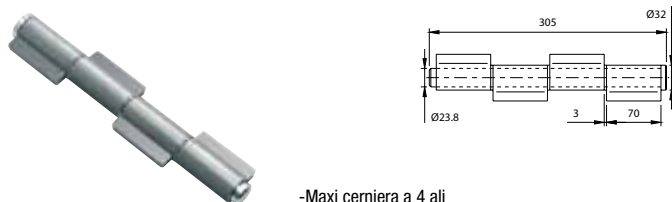
## 551 Perno Zincato

551-300	1000 Kg*	4	8,3

\* valore portata a coppia L/H=1 / capacity of couple hinges L/H=1

Categoria commerciale: 1E

SU RICHIESTA | ON REQUEST



- Maxi cerniera a 4 ali
- Big hinge with 4 wings
- Grande paumelle avec 4 ailes
- Maxi-Schmier 4-teilig

## 552 Perno Zincato

552-300	1300 Kg*	4	8,3

\* valore portata a coppia L/H=1 / capacity of couple hinges L/H=1

Categoria commerciale: 1E

SU RICHIESTA | ON REQUEST



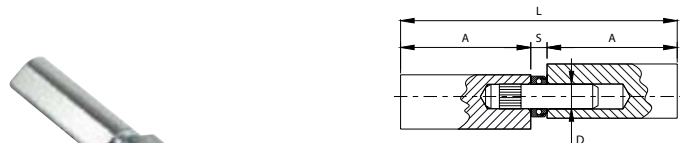
- Cerniera a goccia perno in acciaio con rondella
- Drop hinge with steel pivot and washer
- Paumelle à goutte avec pivot en acier avec rondelle
- Bandrolle mit Zapfen aus Stahl mit Unterlegsscheibe

## 560

	L	A	D			
560-60	59,5	29	Ø6	75 Kg*	40	1,6
560-80	80	39	Ø7	110 Kg*	50	4,1
560-100	98	48	Ø9	150 Kg*	40	6,0
560-120	118	58	Ø9	225 Kg*	40	6,9
560-140	138	68	Ø12	260 Kg*	20	6,7
560-160	156	77	Ø12	300 Kg*	10	4,2
560-180	175	86	Ø12	330 Kg*	10	4,7

\* valore portata a coppia L/H=1 / capacity of couple hinges L/H=1

Categoria commerciale: 1E



- Cerniera a goccia perno in acciaio con cuscinetto
- Drop hinge with steel pivot and bearing
- Paumelle à goutte avec pivot en acier avec roulement
- Bandrolle mit Zapfen aus Stahl mit Kugellager

## 564

	L	A	D			
564-100	102	48	Ø9	150 Kg*	50	7,5
564-120	122	58	Ø9	225 Kg*	40	7,0
564-140	143	68	Ø12	260 Kg*	20	6,2
564-160	161	77	Ø12	300 Kg*	10	4,3
564-180	180	86	Ø12	330 Kg*	10	4,8

\* valore portata a coppia L/H=1 / capacity of couple hinges L/H=1

Categoria commerciale: 1E



- Cerniera "Futura" perno in acciaio
- Drop hinge "Futura" with steel pin
- Paumelle "Futura" avec pivot en acier
- Bandrolle „Futura“ mit Zapfen aus Stahl

## 570

	L	A	D			
570-40	40	19	Ø6	52 Kg*	40	1,2
570-60	60	29	Ø6	75 Kg*	40	1,3
570-80	80	39	Ø9	110 Kg*	40	3,3
570-100	98	48	Ø9	150 Kg*	40	3,9
570-120	119	58	Ø9	225 Kg*	40	6,9
570-140	139	68	Ø9	300 Kg*	40	7,8

\* valore portata a coppia L/H=1 / capacity of couple hinges L/H=1

Categoria commerciale: 1E



- Cerniera "Futura" perno in ottone
- Drop hinge "Futura" with brass pin
- Paumelle "Futura" avec pivot en laiton
- Bandrolle „Futura“ mit Zapfen aus Messing

## 572

	L	A	D			
<b>572-40</b>	40	19	Ø6	30 Kg*	40	1,2
<b>572-60</b>	60	29	Ø6	45 Kg*	40	1,4
<b>572-80</b>	80	39	Ø9	75 Kg*	40	3,2
<b>572-100</b>	98	48	Ø9	110 Kg*	40	3,9
<b>572-120</b>	119	58	Ø9	150 Kg*	40	6,8
<b>572-140</b>	139	68	Ø9	180 Kg*	40	8,0

\* valore portata a coppia L/H=1 / capacity of couple hinges L/H=1

Categoria commerciale: 1E



- Cerniera "Futura" perno in acciaio con rondella
- Drop hinge "Futura" with steel pin and washer
- Paumelle "Futura" avec pivot en acier et rondelle
- Bandrolle „Futura“ mit Stift aus Stahl und Unterlegsscheibe

## 574

	L	A	D			
<b>574-100</b>	98	45	Ø14	150 Kg*	16	4,3
<b>574-150</b>	148	70	Ø14	300 Kg*	16	6,5

\* valore portata a coppia L/H=1 / capacity of couple hinges L/H=1

Categoria commerciale: 1E



- Cerniera "Futura" perno in acciaio con cuscinetto
- Drop hinge "Futura" with steel pin and bearing
- Paumelle "Futura" avec pivot en acier et bague à bille
- Bandrolle „Futura“ mit Stift aus Stahl und Kugellager

## 575

	L	A	D			
<b>575-100</b>	98	45	Ø14	150 Kg*	16	4,8
<b>575-150</b>	148	70	Ø14	300 Kg*	16	6,5

\* valore portata a coppia L/H=1 / capacity of couple hinges L/H=1

Categoria commerciale: 1E



- Cerniera "Futura" perno in ottone con rondella
- Drop hinge "Futura" with brass pin and washer
- Paumelle "Futura" avec pivot en laiton et rondelle
- Bandrolle „Futura“ mit Stift aus Messing und Unterlegsscheibe

## 576

	L	A	D			
<b>576-100</b>	22x27	98	Ø14	110 Kg*	10	4,8
<b>576-140</b>	18x22	142	Ø10	150 Kg*	16	6,1
<b>576-150</b>	22x27	148	Ø14	180 Kg*	16	6,5

\* valore portata a coppia L/H=1 / capacity of couple hinges L/H=1

Categoria commerciale: 1E



- Cerniera Futura perno in ottone con cuscinetto
- Drop hinge "Futura" with brass pin and bearing
- Paumelle "Futura" avec pivot en laiton et bague à bille
- Bandrolle „Futura“ mit Stift aus Messing und Kugellager

## 577

	L	A	D			
<b>577-100</b>	22x27	98	Ø14	110 Kg*	16	4,6
<b>577-140</b>	18x22	142	Ø10	150 Kg*	16	4,1
<b>577-150</b>	22x27	148	Ø14	180 Kg*	16	6,1

\* valore portata a coppia L/H=1 / capacity of couple hinges L/H=1

Categoria commerciale: 1E



- Cerniera "Futura" perno rinforzato e rivestito in ottone, con cuscinetto
- Drop hinge "futura" with reinforced, brass-covered pivot and bearing
- Paumelle Futura avec pivot renforcé et revêtu de laiton avec roulement
- Bandrolle "Futura" mit verstärktem und mit Messing beschichtetem Zapfen mit Kugellager

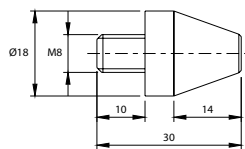
## 578

	L	A	D			
<b>578-100</b>	22x27	98	Ø14	110 Kg	16	4,4
<b>578-140</b>	18x22	142	Ø10	150 Kg	16	4,0
<b>578-150</b>	22x27	148	Ø14	180 Kg	16	6,3

Categoria commerciale: 1E

SU RICHIESTA | ON REQUEST



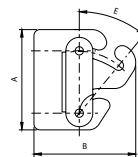


- Piolo filettato per porte blindate
- Threaded peg for armoured doors
- Piquet taraudé pour portes blindées
- Sicherheitsdorn mit Gewinde für gepanzerte Türen

590

590	zinc	100	3,1

Categoria commerciale: 1G

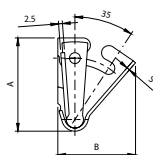


- Cerniera per vasistas
- Hinge for transom windows
- Paumelle vasistas
- Scharnier für Klappfenster

600

	A	B	E		
600-65	67	68	40°	40	4,1
600-85	90	92	48°	20	3,1

Categoria commerciale: 1G

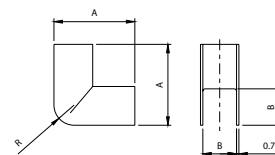



- Cerniera a compasso per vasistas
- Compass hinge for transom windows
- Paumelle à compas pour vasistas
- Scharnier für Klappfenster

606

	A	B		
606-65	60	50	40	4,8
606-85	80	64	25	5,4

Categoria commerciale: 1G



- Copri angolo per finestre
- Cover-angle for windows
- Couvre-coin pour fenêtres
- Winkelbedeckung für Fenster

615

	A	B	R			
615-10	60	48	6	zinc	500	3,0
615-12	80	62	9	zinc	500	3,5

Categoria commerciale: 1G



- Chiavistello Zincato
- Galvanised latch
- Verrou zingué
- Verzinkter Riegel

620

620	zinc	50	2,1

Categoria commerciale: 1G



Zama Zincata

- Chiavetta in zama
- Zinked key
- Clé en zamac
- Schlüssel aus Zamak

625

625	Quadrata	zinc	50	1,1
625	Triangolare	zinc	50	1,2

Categoria commerciale: 1G



-Chiavistello a leva zincato  
 -Galvanised lever latch  
 -Verrou à levier zingué  
 -Riegel mit Hebel verzinkt

# 627

<b>627P</b>	zinc	20	1,3
<b>627G</b>	zinc	20	2,7

Categoria commerciale: 1G



-Chiave in alluminio per chiavistello Art.627  
 -Aluminium key for latch  
 -Clé en aluminium pour verrou  
 -Aluminium Schlüssel für Riegel

# 628

<b>628</b>	20	0,4

Categoria commerciale: 1G



-Cricchetto per vasistas  
 -Catch for transom windows  
 -Loqueteau pour vasistas  
 -Schnappschluss für Klappfenster

# 630

<b>630</b>	Piccola	zinc	50	3,5

Categoria commerciale: 1G



-Cricchetto per vasistas  
 -Catch for transom windows  
 -Loqueteau pour vasistas  
 -Schnappschluss für Klappfenster

# 635

<b>635</b>	Medio	50	4,3

Categoria commerciale: 1G




-Cricchetto per vasistas  
 -Catch for transom windows  
 -Loqueteau pour vasistas  
 -Schnappschluss für Klappfenster

# 640

<b>640</b>	Grande	25	4,1

Categoria commerciale: 1G



-Ferroglia per art. 630  
 -Staple for art.630  
 -Gâche pour art.630  
 -Befestigungsklammer für Art. 630

# 645

<b>645</b>	200	4,8

Categoria commerciale: 1G



-Ferroglia per art. 630 – 635 – 640  
-Staple for art.630 -635-640  
-Gâche pour art.630-635-640  
-Befestigungsklammer für Art. 630-635-640

650

650	200	6,2

Categoria commerciale: 1G



-Ferroglia per art. 630 – 635 – 640  
-Staple for art.630 -635-640  
-Gâche pour art.630-635-640  
-Befestigungsklammer für Art. 630-635-640

655

655	200	3,6

Categoria commerciale: 1G



-Maniglia a blocco  
-Lever bolt  
-Poignée de blocage  
-Fensterverschluss

660DX

660DX	zinc	20	3,0

Categoria commerciale: 1H



-Maniglia a blocco  
-Lever bolt  
-Poignée de blocage  
-Fensterverschluss

660SX

660SX	zinc	20	3,0

Categoria commerciale: 1H



-Maniglia a blocco reversibile  
-Reversible lever bolt  
-Poignée de blocage réversible  
-Fensterverschluss doppelseitig

662

662	zinc	20	4,5

Categoria commerciale: 1H



-Maniglione curvo Ø15 mm  
-Bended pull handle dia.15mm  
-Poignée courbée dia.15mm  
-Gebogener Stossgriff Durchm.15 mm

671

	L				
671P	215	Ø15	Ral 9005	10	6,4
671G	265	Ø15	Ral 9005	10	7,1

Categoria commerciale: 1H



- Maniglione curvo tubolare
- Bended pull handle
- Poignée courbée
- Gebogener rohrförmiger Stossgriff

## 672

	L				
<b>672P</b>	234	Piccolo	Ral 9005	10	4,6
<b>672G</b>	351	Grande	Ral 9005	10	9,3

Categoria commerciale: 1H




- Catenaccio a saldare
- Bolt to be welded
- Verrou à souder
- Stossriegel zum Anschweißen

## 673

<b>673</b>	zinc	25	4,2	

Categoria commerciale: 1D



- Maniglia di trascinamento in zama presso fusa
- Die-cast alloy handle
- Béquille en zamac moulée sous pression
- Torgriff aus Druckguss-Zamak

## 674

	L			
<b>674</b>	162	Ral 9005	20	4,2

Categoria commerciale: 1H




- Maniglione zancato Ø15 mm
- Bended pull handle dia.15mm
- Poignée courbée dia.15mm
- Gebogener Stossgriff Durchm. 15 mm

## 675

	L				
<b>675P</b>	215	Ø15	Ral 9005	10	6,1
<b>675G</b>	265	Ø15	Ral 9005	10	6,5

Categoria commerciale: 1H



- Maniglione diritto Ø15 mm
- Straight pull handle dia.15mm
- Poignée droite dia.15mm
- Gerader Stossgriff Durchm. 15mm

## 677

	L				
<b>677P</b>	215	Ø15	Ral 9005	10	4,5
<b>677G</b>	265	Ø15	Ral 9005	10	5,4

Categoria commerciale: 1H




- Maniglione tubolare zancato
- Bended pull handle
- Poignée courbée
- Gebogener rohrförmiger Stossgriff

## 678

	L				
<b>678P</b>	234	Ø20	Ral 9005	10	4,2
<b>678G</b>	351	Ø25	Ral 9005	10	9,0

Categoria commerciale: 1H




- Maniglione tubolare diritto
- Straight pull handle
- Poignée droite
- Rohrförmiger gerader Stossgriff

679

	L				
679P	234	Ø20	Ral 9005	10	3,20
679G	351	Ø25	Ral 9005	10	6,70

Categoria commerciale: 1H



- Cariglione "Car" aste interne 14x14 mm
- "Car" lever bolt internal bars 14x14mm
- Crémone à levier "Car" tringles intérieures 14x14mm
- Treibriegel "Car" Innenstange 14x14mm

680

680	zinc	5	4,5

Categoria commerciale: 1B




- Cariglione "Car" con cilindro aste esterne 14x14 mm
- "Car" lever bolt external bars 14x14mm
- Crémone à levier "Car" tringles extérieures 14x14mm
- Treibriegel "Car" mit Zylinder und Außenstangen 14x14 mm

682

682	zinc	5	5,0

Categoria commerciale: 1B



- Asta per cariglione art. 686 10x10 mm
- Bar for lever bolt art.686 10X10mm
- Tringle pour crémone art.686 10X10mm
- Stange für Treibriegel art.686 10X10mm

683

	L		
683	1500	zinc	1,2
683	2000	zinc	1,6

Categoria commerciale: 1B



- Cariglione "Bon" con cilindro
- "Bon" lever bolt with cylinder
- Crémone à levier "Bon" avec cylindre
- Treibriegel "Bon" mit Zylinder

684

684	700	5	3,6

Categoria commerciale: 1B



- Cariglione per aste interne Ø6 mm
- Lever bolt internal bars dia.6mm
- Crémone à levier tringles intérieures dia 6mm
- Treibriegel für Innenstange Durchm. 6mm

685

685	Ral 9005	10	5,0

Categoria commerciale: 1B



- Cariglione per aste esterne 10x10 mm
- Lever bolt for external bars 10x10mm
- Crémone à levier pour tringles extérieures 10x10mm
- Treibriegel für Außenstange Durchm. 10X10mm

## 686

<b>686</b>	Ral 9005	10	5,0

Categoria commerciale: 1B



- Asta forata 14x14 mm per cariglione art. 680 – 682
- Holed bar 14x14 mm for lever bolt art.680-682
- Tringle percée 14x14mm pour crémones art.680-682
- Stange mit Bohrungen 14x14mm für Treibriegel art.680-682

## 687

<b>687</b>	L=1500	zinc	1
<b>687</b>	L=2000	zinc	1

Categoria commerciale: 1B



- Catenaccio ad incasso doppia mandata leva ottone
- Flush mounted bolt with 2 locking and brass lever
- Verrou à bascule avec 2 sorties et levier bichromaté
- Kantenriegel mit Doppel-Bewegung und Hebel aus Messing

## 700Z

<b>700Z</b>	zinc	10	3,2

Categoria commerciale: 1D



- Catenaccio ad incasso una mandata leva zincata
- Flush mounted bolt with 1 locking, galvanised lever
- Verrou à bascule avec 1 sortie et levier zingué
- Kantenriegel mit Einzel-Bewegung und Hebel aus Messing

## 704

<b>704-16</b>	zinc	20	2,1
<b>704-20</b>	zinc	20	2,1
<b>704-24</b>	zinc	20	2,2
<b>704-24</b>	leva ottone / lever brass	zinc	20

Categoria commerciale: 1D



- Catenaccio ad incasso una mandata leva ottone
- Flush mounted bolt with 1 locking, brass lever
- Verrou à bascule avec 1 sortie et levier bichromaté
- Kantenriegel mit Einzel-Bewegung und Hebel aus Messing

## 705

<b>705-16</b>	zinc	20	2,0
<b>705-20</b>	zinc	20	2,2
<b>705-24</b>	zinc	20	2,3

Categoria commerciale: 1D



- Catenaccio per porte blindate una mandata leva ottone nichelato corsa 30 mm
- Flush mounted bolt for armoured doors with 1 locking and nickel-plate brass lever stroke 30 mm
- Verrou à bascule pour portes blindées avec 1 sortie et levier en laiton nickelé course 30 mm
- Kantenriegel für gepanzerte Türen mit Einzel-Bewegung und Hebel aus nickelplattiertem Messing 30 mm Hub

## 706

<b>706</b>	zinc	6	1,8

Categoria commerciale: 1D





- Catenaccio per porte blindate doppia mandata leva ottone nichelato corsa 15 mm
- Flush mounted bolt for armoured doors with 2 lockings and nickel-plate brass lever stroke 15 mm
- Verrou à bascule pour portes blindées avec 2 sorties et levier en laiton nickelé course 15 mm
- Kantenriegel für gepanzerte Türe mit Doppel-Bewegung und Hebel aus nickelplattiertem Messing 15 mm Hub

707

707	zinc	6	2,1

Categoria commerciale: 1D



- Catenaccio per porte blindate doppia mandata leva ottone nichelato corsa 21 mm
- Flush mounted bolt for armoured doors with 2 lockings and nickel-plate brass lever stroke 21 mm
- Verrou à bascule pour portes blindées avec 2 sorties et levier en laiton nickelé course 21 mm
- Kantenriegel für gepanzerte Türe mit Doppel-Bewegung und Hebel aus nickelplattiertem Messing 21 mm Hub

708

708	zinc	6	2,9

Categoria commerciale: 1D



- Catenaccio punta quadrata  $\nabla$  10
- Square bolt
- Verrou carré
- Stangenriegel mit viereckiger Spitze

710

710-130	zinc	10	2,0
710-300	zinc	10	3,9
710-500	zinc	10	6,0

Categoria commerciale: 1D



- Catenaccio punta tonda Ø10
- Round bolt
- Verrou avec pointe ronde
- Stangenriegel mit runder Spitze

712

712-130	zinc	10	2,0
712-300	zinc	10	3,9
712-500	zinc	10	6,0

Categoria commerciale: 1D



- Catenaccio punta quadrata  $\nabla$  14
- Square bolt
- Verrou avec pointe carrée
- Stangenriegel mit viereckiger Spitze

714

714-330	zinc	5	3,7
714-660	zinc	5	6,5

Categoria commerciale: 1D



- Catenaccio punta tonda Ø14
- Round bolt
- Verrou avec pointe ronde
- Stangenriegel mit runder Spitze

716

716-330	zinc	5	3,7
716-660	zinc	5	6,5

Categoria commerciale: 1D



- Catenaccio a leva punta arrotondata
- Round-pointed bolt with lever
- Verrou à levier avec pointe arrondie
- Stangenriegel mit abgerundetem Hebelspitze

## 720

<b>720-350</b>	zinc	10	3,2
<b>720-450</b>	zinc	10	3,7
<b>720-600</b>	zinc	10	4,4
<b>720-800</b>	zinc	10	5,4

Categoria commerciale: 1D



- Catenaccio a leva pesante
- Heavy bolt with lever
- Verrou lourd à levier
- Stangenriegel mit großem Hebel

## 725

<b>725-450</b>	zinc	10	7,8
<b>725-600</b>	zinc	10	9,7
<b>725-800</b>	zinc	10	12,2

Categoria commerciale: 1D



- Catenaccio medio a saldare
- Medium bolt to be welded
- Verrou moyen à souder
- Stangenriegel zum Anschweißen medium

## 735

<b>735-150</b>	zinc	10	2,0
<b>735-200</b>	zinc	10	2,6
<b>735-250</b>	zinc	10	3,2
<b>735-300</b>	zinc	10	3,9
<b>735-400</b>	zinc	10	5,1
<b>735-500</b>	zinc	10	6,4
<b>735-600</b>	zinc	10	7,1
<b>735-800</b>	zinc	10	10,2

Categoria commerciale: 1D



- Catenaccio a saldare asta tonda Ø12mm
- Bolt to be welded round bar dia. 12mm
- Verrou à souder tringle ronde dia. 12mm
- Stossriegel mit abgerundeter Stange zum Anschweißen

## 737

<b>737-150</b>	zinc	10	2,3
<b>737-200</b>	zinc	10	3,0
<b>737-250</b>	zinc	10	3,8
<b>737-300</b>	zinc	10	4,5
<b>737-400</b>	zinc	10	6,0
<b>737-500</b>	zinc	10	6,5
<b>737-600</b>	zinc	10	9,1
<b>737-800</b>	zinc	10	12,2

Categoria commerciale: 1D



- Catenaccio leggero  $\nabla$  14mm
- Light bolt
- Verrou léger
- Kleiner Stossriegel

## 740

<b>740-150</b>	zinc	10	1,8
<b>740-200</b>	zinc	10	2,2
<b>740-250</b>	zinc	10	2,9
<b>740-300</b>	zinc	10	3,4
<b>740-400</b>	zinc	10	4,4
<b>740-500</b>	zinc	10	5,4
<b>740-600</b>	zinc	10	6,6
<b>740-800</b>	zinc	10	8,5

Categoria commerciale: 1D



- Catenaccio pesante  $\nabla$  25mm
- Heavy bolt
- Verrou lourd
- Grosser Stossriegel

## 745

<b>745-200</b>	zinc	6	3,5
<b>745-250</b>	zinc	6	4,5
<b>745-300</b>	zinc	6	5,3
<b>745-400</b>	zinc	6	6,8
<b>745-500</b>	zinc	6	8,3
<b>745-600</b>	zinc	6	10,2
<b>745-800</b>	zinc	6	13,3

Categoria commerciale: 1D



-Catenaccio porta lucchetto medio  $\nabla$  16mm  
-Medium padlock-bolt  
-Verrou porte-cadenas moyen  
-Hangschlossriegel medium

750

750-150	trop	10	2,7
750-200	trop	10	3,4

Categoria commerciale: 1D



-Catenaccio porta lucchetto asta tonda Ø12  
-Padlock-bolt with round rod  
-Verrou porte-cadenas tringle ronde  
-Hangschlossriegel mit abgerundeter Stange

752

752-130	bronz	10	3,1
752-145	bronz	10	3,8
752-170	bronz	10	4,7
752-195	bronz	10	5,6

Categoria commerciale: 1D




-Catenaccio porta lucchetto pesante  $\nabla$  25mm  
-Heavy padlock-bolt  
-Verrou porte-cadenas lourd  
-Hangschlossriegel gross

755

755-200	trop	4	3,6
755-300	trop	4	4,7
755-400	trop	4	6,0
755-500	trop	4	7,5

Categoria commerciale: 1D



-Catenaccio porta lucchetto asta tonda Ø14  
-Padlock-bolt with round rod d. 14 mm  
-Verrou porte-cadenas tringle ronde dia.14mm  
-Hangschlossriegel mit abgerundeter Stange d. 14 mm

760

760-180	trop	10	4,2
760-215	trop	10	4,9
760-270	trop	10	6,1

Categoria commerciale: 1D



-Catenaccio ad avvitare  $\nabla$  18mm  
-Bolt to be screwed  
-Verrou à visser  
-Stossriegel zum Anschrauben

800

800-200	trop	10	2,3
800-250	trop	10	2,9
800-300	trop	10	3,5
800-400	trop	10	4,8
800-500	trop	10	6,0
800-600	trop	10	7,2
800-800	trop	10	9,8

Categoria commerciale: 1D



-Catenaccio trasversale leggero  $\nabla$  16mm  
-Transverse light bolt  
-Verrou transversal léger  
-Horizontalstossriegel klein

805

805-80	bronz	10	1,2
805-120	bronz	10	1,8
805-160	bronz	10	2,3
805-200	bronz	10	2,8

Categoria commerciale: 1D



-Catenaccio trasversale medio  $\nabla$  16mm  
 -Transverse medium bolt  
 -Verrou transversal moyen  
 -Horizontalstossriegel medium

## 810

810-150	bronz	10	2,0
810-200	bronz	10	2,6
810-250	bronz	10	3,1
810-300	bronz	10	3,6
810-400	bronz	10	4,6

Categoria commerciale: 1D



-Catenaccio trasversale pesante  $\nabla$  25mm  
 -Transverse heavy bolt  
 -Verrou transversal lourd  
 -Horizontalstossriegel gross

## 820

820-200	bronz	4	2,4
820-300	bronz	4	3,4
820-400	bronz	4	4,5
820-500	bronz	4	5,9

Categoria commerciale: 1D



-Catenaccio verticale medio  $\nabla$  16mm  
 -Vertical bolt  
 -Verrou vertical moyen  
 -Vertikaler Stossriegel medium

## 825

825-150	bronz	10	2,2
825-200	bronz	10	2,9
825-250	bronz	10	3,6
825-300	bronz	10	4,3
825-400	bronz	10	5,7
825-500	bronz	10	7,0
825-600	bronz	10	8,4
825-800	bronz	10	11,1

Categoria commerciale: 1D



-Incontro per catenaccio art. 825  
 -Strike for bolt art. 825  
 -Gâche pour verrou art. 825  
 -Schliesskloben für Stossriegel Artikel 825

## 827

827	bronz	50	1,3

Categoria commerciale: 1D



-Catenaccio verticale pesante  $\nabla$  25mm  
 -Heavy vertical bolt  
 -Verrou vertical lourd  
 -Vertikaler Stossriegel gross

## 835

835-200	bronz	4	2,7
835-300	bronz	4	4,0
835-400	bronz	4	5,3
835-500	bronz	4	6,6
835-600	bronz	4	7,9
835-800	bronz	4	10,5

Categoria commerciale: 1D



-Incontro per catenaccio art. 835  
 -Strike for bolt art. 835  
 -Gâche pour verrou art. 835  
 -Schliesskloben für Stossriegel Artikel 835

## 837

837	bronz	50	3,8

Categoria commerciale: 1D




-Catenaccio ad avvitare zancato  
-Bolt to be screwed  
-Verrou à visser  
-Gekröpfter Stossriegel zum Anschrauben

## 840

840-200	trop	10	3,0
840-300	trop	10	4,4
840-400	trop	10	5,8
840-500	trop	10	7,1
840-600	trop	10	8,5
840-800	trop	10	11,5
840-1000	trop	10	13,7

Categoria commerciale: 1D



-Catenaccio ad avvitare  
-Bolt to be screwed  
-Verrou à visser  
-Stossriegel zum Anschrauben

## 840D

840D-200	trop	10	2,9
840D-300	trop	10	4,3
840D-400	trop	10	5,5
840D-500	trop	10	7,0
840D-600	trop	10	8,4
840D-800	trop	10	11,4
840D-1000	trop	10	14,1

Categoria commerciale: 1D



-Incontro per catenaccio art. 800  
-Strike for bolt art.800  
-Gâche pour verrou art. 800  
-Schliesskloben für Stossriegel Artikel 800

## 852

852	trop	50	1,0

Categoria commerciale: 1D



-Incontro per catenaccio art. 735  
-Strike for bolt art.735  
-Gâche pour verrou art. 735  
-Schliesskloben für Stossriegel Artikel 735

## 855

855	zinc	50	1,5

Categoria commerciale: 1D



-Incontro per catenaccio art. 740  
-Strike for bolt art.740  
-Gâche pour verrou art. 740  
-Schliesskloben für Stossriegel Artikel 740

## 857

857	zinc	50	2,9

Categoria commerciale: 1D



-Catenaccio pesante asta tonda Ø16mm  
-Heavy bolt with round rod  
-Verrou lourd tringle ronde  
-Stossriegel mit abgerundeter Stange gross

## 860

860-240	zinc	4	3,9

Categoria commerciale: 1D



- Catenaccio pesante asta tonda porta lucchetto
- Heavy padlock-bolt with round rod
- Verrou lourd porte-cadenas tringle ronde
- Hangschlossriegel mit abgerundeter Stange gross

# 862

<b>862-240</b>	zinc	4	3,5
<b>862-560</b>	zinc	4	5,2
<b>862-560-Ø20</b>	zinc	4	10,2

Categoria commerciale: 1D

## Hs700

COVER SYSTEM

# + Zincatura a caldo

## 2 Rivestimenti per una scelta vincente

Con Hs700, un innovativo rivestimento garantito oltre 720 ore di nebbia salina, è nata la nuova serie di cardini regolabili adatti ad applicazioni in ambienti con clima rigido. Il perno di rotazione e la vite di bloccaggio sono trattati con Hs700 mentre il corpo centrale forgiato è ricoperto da una zincatura a caldo.

L'abbinamento dei due trattamenti permette una resistenza maggiore agli agenti atmosferici, fino a 10 volte rispetto alla zincatura standard mantenendo elevate performance meccaniche.

## Hs700 + Hot galvanized, 2 coverings for a winning choice

By HS700, an innovative treatment guaranteed over 720 hours of salt spray test, came the new series of adjustable hinges suitable for use in environments with harsh climate. The pivot and the locking screw are treated with HS700 and the main body is hot galvanizing coated. The combination of the two treatments allows greater resistance to weathering, up to 10 times more compared to the standard galvanizing process keeping high mechanical performances.

## Hs700

COVER SYSTEM

## Cover System HS-700


- **ELEVATA RESISTENZA ALLA CORROSIONE**  
HIGH CORROSION RESISTANCE
- **RESISTENZA GARANTITA OLTRE 720 ORE IN CAMERA DI NEBBIA SALINA SENZA LA FORMAZIONE DI RUGGINE ROSSA**  
>720 H IN SALT CHAMBER WITHOUT EVIDENCING OF RED RUST
- **RESISTENZA ALLE ALTE TEMPERATURE**  
HIGH TEMPERATURE RESISTANCE
- **ELEVATA UNIFORMITÀ DEL RIVESTIMENTO**  
HIGH COATING UNIFORMITY



**Hot Galvanized**

Zincatura a caldo  
Protection thickness

















A black and white photograph showing a close-up of industrial machinery. Several large, dark-colored rollers or pulleys are visible, arranged in a row. The lighting creates strong highlights and shadows, emphasizing the metallic texture and the circular shapes of the components. The background is dark and out of focus.


Life  
made  
easy

**COMUNELLO**   
**GATE** DIVISION

# Cantilever Components

## LEGENDA

	Articolo / Article		Pezzi per confezione / Pcs for pack
	Misura specifica / Measure		Peso confezione / Weight of pack
	Finitura / Finishing		Prezzo / Price
	Regolazione / Regulation		Lubrificazione / Greasing
	Portata / Capacity		Cuscinetti / Bearings
	Portata singolo carrello / Capacity of single carriage		Accessori in acciaio inox / S-Steel accessories
	Abbinamento monorotaia / Related monorail		
	Abbinamento tiranti / Related tie roads		



PATENTED

## CGS-250.5 MINI PICCOLO GRANDE

### CARATTERISTICHE

- Corpo multistrato brevettato
- Cuscinetti silenziosi di nuova generazione schermati per una migliore protezione dalla polvere; adatti a temperature che vanno dai -30° ai +80°
- 4 ruote di supporto per ogni carrello
- Ruota centrale di allineamento
- Perno centrale di rotazione

### FEATURES

- Patented multiplate body
- Noiseless bearings of new generation shielded to protect against dust suitable for temperatures from -30 ° C to + 80 ° C
- 4 support wheels for each carriage
- Alignment Central wheel
- Central rotation pin

MULTIPLATE  
BODY

2RS  
BEARINGS

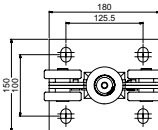
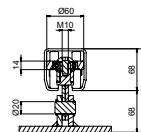
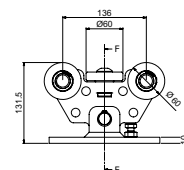


- Carrello auto portante 5 ruote per cancelli a sbalzo
- 5 wheels cantilever carriage for gates
- Chariot autoportant 5 roues pour portails
- 5-rädiger Laufwagen für freitragende Tore

## CGS-250.5M

<b>CGS-250.5M</b>	450 Kg	CGS-245M	4 x CGS-348 M16	zinc	1	5,0

Categoria commerciale: 1Q

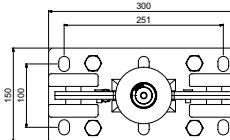
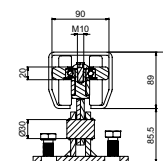
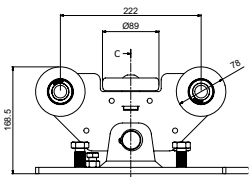


- Carrello auto portante 5 ruote per cancelli a sbalzo
- 5 wheels cantilever carriage for gates
- Chariot autoportant 5 roues pour portails
- 5-rädiger Laufwagen für freitragende Tore

## CGS-250.5P

<b>CGS-250.5P</b>	750 Kg	CGS-245P	6 x CGS-348 M16	zinc	1	10,6

Categoria commerciale: 1Q

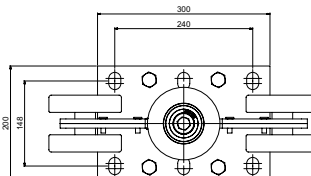
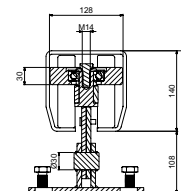
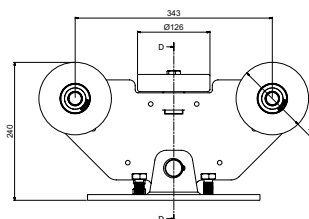



- Carrello auto portante 5 ruote per cancelli a sbalzo
- 5 wheels cantilever carriage for gates
- Chariot autoportant 5 roues pour portails
- 5-rädiger Laufwagen für freitragende Tore

## CGS-250.5G

<b>CGS-250.5G</b>	1400 Kg	CGS-245G	6 x CGS-348 M20	zinc	1	26,6

Categoria commerciale: 1Q



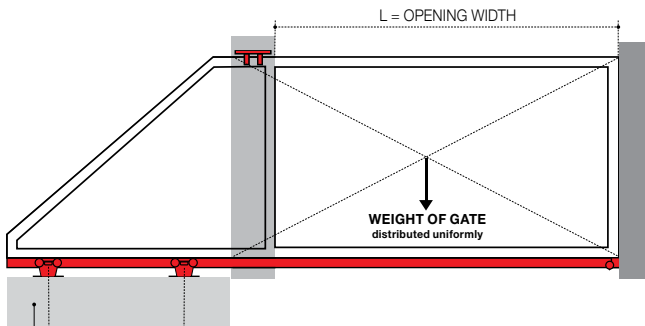
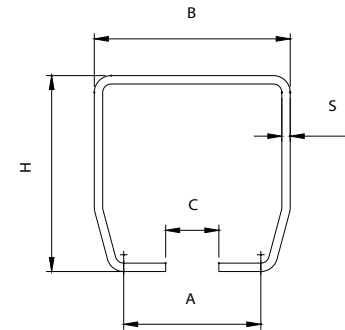


## CGS-245 MINI PICCOLO GRANDE

- Monorotaia per cancelli auto-portanti
- Monorail for cantilever gates
- Rails pour portails autoportants
- Einfachschiene für selbsttragende Tore

				L	B	H	S		
GREZZA	CGS-245M	Mini	Raw	3000	68	68	3,5	1	18,3
	CGS-245M	Mini	Raw	6000	68	68	3,5	1	36,5
	CGS-245P	Piccolo	Raw	3000	100	89	5	1	35,0
	CGS-245P	Piccolo	Raw	6000	100	89	5	1	70,0
	CGS-245G	Grande	Raw	3000	140	140	6	1	67,0
ZINCATA	CGS-245G	Grande	Raw	6000	140	140	6	1	134,0
	CGS-245M	Mini	Zinc	3000	68	68	3,5	1	18,3
	CGS-245M	Mini	Zinc	6000	68	68	3,5	1	36,5
	CGS-245P	Piccolo	Zinc	3000	100	89	5	1	35,0
	CGS-245P	Piccolo	Zinc	6000	100	89	5	1	71,0
	CGS-245G	Grande	Zinc	3000	140	140	6	1	67,0
	CGS-245G	Grande	Zinc	6000	140	140	6	1	134,0

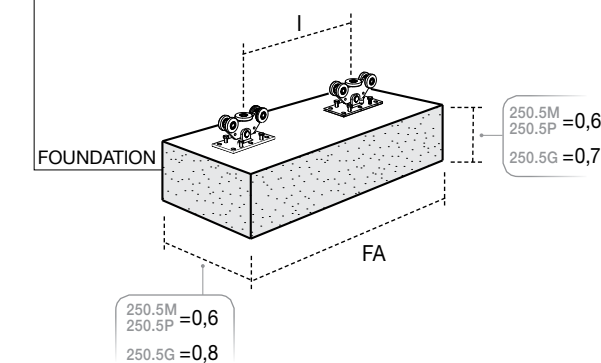
Categoria commerciale: 1R



CGS-250.5 M (F1max = 450 Kg)									
	L=2 m		L=2,5 m		L=3 m		L=3,5 m		
Weight (Kg)	FA (M)	I (M)	FA (M)	I (M)	FA (M)	I (M)	FA (M)	I (M)	
75	0,90	0,30	1,00	0,40	1,10	0,50	1,20	0,60	
100	1,00	0,40	1,10	0,50	1,20	0,60	1,40	0,80	
125	1,20	0,60	1,30	0,70	1,40	0,80	1,60	1,00	
150	1,30	0,70	1,50	0,90	1,70	1,10	1,90	1,30	

CGS-250.5 P (F1max = 750 Kg)									
	L=2,5 m		L=3 m		L=3,5 m		L=4 m		L=4,5 m
Weight (Kg)	FA (M)	I (M)	FA (M)	I (M)	FA (M)	I (M)	FA (M)	I (M)	FA (M) I (M)
150	1,20	0,50	1,30	0,60	1,40	0,70	1,60	0,90	1,70 1,00
175	1,30	0,60	1,40	0,70	1,60	0,90	1,70	1,00	1,90 1,20
200	1,40	0,70	1,60	0,90	1,70	1,00	1,90	1,20	2,10 1,40
225	1,50	0,80	1,70	1,00	1,90	1,20	2,10	1,40	2,30 1,60
250	1,70	1,00	1,90	1,20	2,10	1,40	2,30	1,60	2,50 1,80

CGS-250.5G (F1max = 1400 Kg)									
	L=5 m		L=5,5 m		L=6 m		L=6,5 m		L=7 m
Weight (Kg)	FA (M)	I (M)	FA (M)	I (M)	FA (M)	I (M)	FA (M)	I (M)	FA (M) I (M)
300	2,20	1,30	2,40	1,50	2,60	1,70	2,70	1,80	2,90 2,00
350	2,50	1,60	2,70	1,80	2,90	2,00	3,10	2,20	3,30 2,40
400	2,70	1,80	3,00	2,10	3,20	2,30	3,50	2,60	3,70 2,80
450	3,10	2,20	3,30	2,40	3,60	2,70	3,90	3,00	4,20 3,30



Per maggiori informazioni consultare il configuratore online  
 For further information please use our online configurator



## CGS-350.5 MINI PICCOLO GRANDE

### CARATTERISTICHE

- Corpo monoblocco che assicura resistenza alla struttura
- Indicato per i climi più umidi in quanto evita la corrosione del carrello
- Cuscinetti silenziosi di nuova generazione schermati per una migliore protezione dalla polvere; adatti a temperature che vanno dai -30° ai +80°
- 4 ruote di supporto per ogni carrello
- Ruota centrale di allineamento
- Perno centrale di rotazione

### FEATURES

- Monoblock body that ensures strenght to the structure
- Suitable to humid climate to avoid the carriage corrosion
- Noiseless bearings of new generation shielded to protect against dust suitable for temperatures from -30 ° C to + 80 ° C
- 4 support wheels for each carriage
- Alignment Central wheel
- Central rotation pin



- Carrello auto portante 5 ruote per cancelli a sbalzo
- 5 wheels cantilever carriage for gates
- Chariot autoportant 5 roues pour portails
- 5-rädriger Laufwagen für freitragende Tore

## CGS-350M

CGS-350M	600 Kg	CGS-345M	4 x CGS-348 M16	zinc	1	5,2

Categoria commerciale: 1Q



- Carrello auto portante 5 ruote per cancelli a sbalzo
- 5 wheels cantilever carriage for gates
- Chariot autoportant 5 roues pour portails
- 5-rädriger Laufwagen für freitragende Tore

## CGS-350P

CGS-350P	1000 Kg	CGS-345P	6 x CGS-348 M16	zinc	1	11,0

Categoria commerciale: 1Q

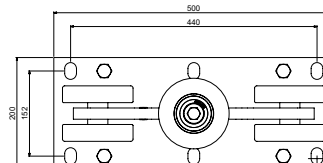
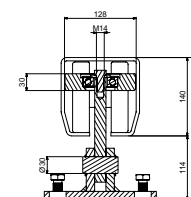
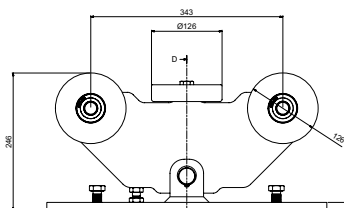
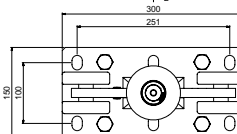
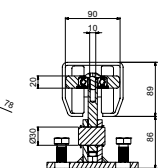
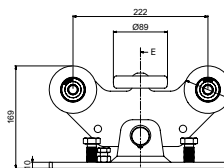
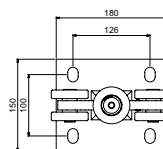
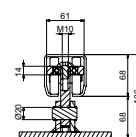
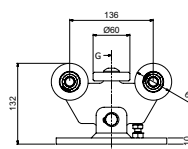


- Carrello auto portante 5 ruote per cancelli a sbalzo
- 5 wheels cantilever carriage for gates
- Chariot autoportant 5 roues pour portails
- 5-rädriger Laufwagen für freitragende Tore

## CGS-350G

CGS-350G	2000 Kg	CGS-345G	6 x CGS-348 M20	zinc	1	37,0

Categoria commerciale: 1Q







## CGS-345 MINI PICCOLO GRANDE

- Monorotaia per cancelli auto-portanti
- Monorail for cantilever gates
- Rails pour portails autoportants
- Einfachschiene für selbsttragende Tore

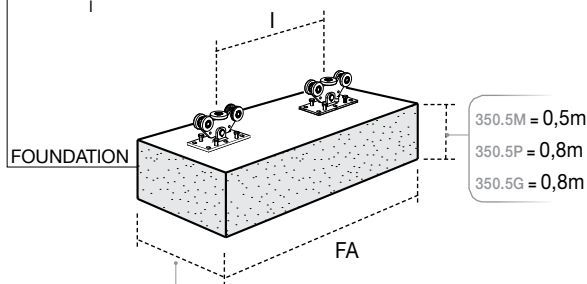
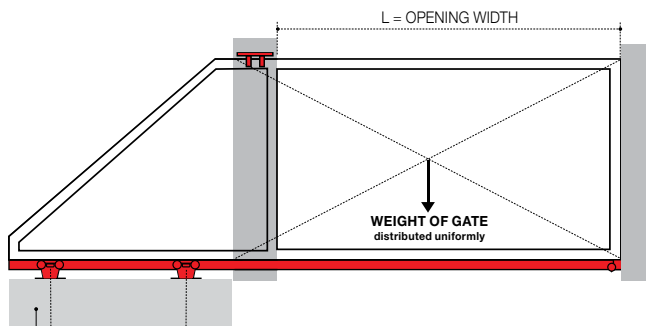
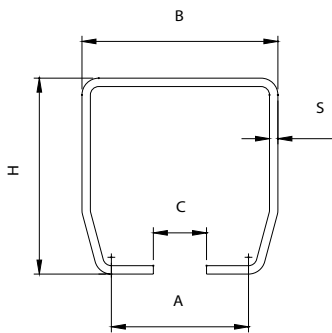
GREZZA

			L	B	H	S		
<b>CGS-345M</b>	Mini	Raw	3000	68	68	3,5	1	18,3
<b>CGS-345M</b>	Mini	Raw	6000	68	68	3,5	1	36,5
<b>CGS-345P</b>	Piccolo	Raw	3000	100	89	5	1	35,0
<b>CGS-345P</b>	Piccolo	Raw	6000	100	89	5	1	70,0
<b>CGS-345G</b>	Grande	Raw	3000	140	140	6	1	67,0
<b>CGS-345G</b>	Grande	Raw	6000	140	140	6	1	134,0

ZINCATA

<b>CGS-345M</b>	Mini	zinc	3000	68	68	3,5	1	18,3
<b>CGS-345M</b>	Mini	zinc	6000	68	68	3,5	1	36,5
<b>CGS-345P</b>	Piccolo	zinc	3000	100	89	5	1	35,0
<b>CGS-345P</b>	Piccolo	zinc	6000	100	89	5	1	70,0
<b>CGS-345G</b>	Grande	zinc	3000	140	140	6	1	67,0
<b>CGS-345G</b>	Grande	zinc	6000	140	140	6	1	134,0

Categoria commerciale: 1R



350.5M = 0,5m  
 350.5P = 0,8m  
 350.5G = 0,8m



Per maggiori informazioni consultare il configuratore online  
 For further information please use our online configurator

### CGS-350.5 M (F1max = 600 Kg)

	L=3 m		L=3,5 m		L=4 m		L=4,5 m		L=5 m	
Weight (Kg)	FA (m)	I (m)	FA (m)	I (m)	FA (m)	I (m)	FA (m)	I (m)	FA (m)	I (m)
100	1,30	0,40	1,40	0,50	1,50	0,60	1,60	0,70	1,70	0,80
125	1,50	0,60	1,60	0,70	1,70	0,80	1,80	0,90	1,90	1,00
150	1,60	0,70	1,70	0,80	1,80	0,90	2,00	1,10	2,10	1,20
175	1,80	0,90	1,90	1,00	2,00	1,20	2,20	1,30	2,40	1,50
200	1,90	1,00	2,10	1,20	2,30	1,40	2,50	1,60	2,70	1,80
225	2,10	1,20	2,30	1,40	2,50	1,70	2,80	1,90	3,00	2,10
250	2,40	1,50	2,60	1,70	2,90	2,00	3,10	2,20	3,40	2,50

### CGS-350.5 P (F1max = 1000 Kg)

	L=4 m		L=5 m		L=6 m		L=7 m		L=8 m	
Weight (Kg)	FA (m)	I (m)	FA (m)	I (m)	FA (m)	I (m)	FA (m)	I (m)	FA (m)	I (m)
250	1,70	1,00	2,00	1,30	2,30	1,60	2,70	2,00	3,10	2,40
275	1,80	1,10	2,20	1,50	2,50	1,80	2,90	2,20	3,30	2,60
300	2,00	1,30	2,30	1,60	2,70	2,00	3,20	2,50	3,60	3,00
325	2,10	1,40	2,50	1,80	3,00	2,30	3,50	2,80	4,00	3,30
350	2,30	1,60	2,70	2,00	3,20	2,50	3,80	3,10	4,40	3,70
375	2,50	1,80	3,00	2,30	3,50	2,80	4,10	3,40	4,80	4,10
400	2,70	2,00	3,20	2,50	3,80	3,10	4,50	3,80	5,20	4,60

### CGS-350.5 G (F1max = 2000 Kg)

	L=6 m		L=7 m		L=8 m		L=9 m		L=10 m	
Weight (Kg)	FA (m)	I (m)	FA (m)	I (m)	FA (m)	I (m)	FA (m)	I (m)	FA (m)	I (m)
400	2,20	1,30	2,50	1,60	2,80	1,90	3,10	2,20	3,50	2,60
450	2,40	1,50	2,70	1,80	3,00	2,10	3,40	2,50	3,80	2,90
500	2,60	1,70	2,90	2,00	3,30	2,40	3,70	2,80	4,10	3,20
550	2,80	1,90	3,20	2,30	3,60	2,70	4,00	3,10	4,50	3,60
600	3,00	2,10	3,40	2,50	3,90	3,00	4,40	3,50	4,90	4,00
650	3,20	2,40	3,70	2,80	4,20	3,30	4,80	3,90	5,40	4,50
700	3,50	2,60	4,00	3,10	4,60	3,70	5,20	4,30	5,90	5,00





-Carrello autoportante 5 ruote in nylon per cancelli a sbalzo  
 -5 nylon wheels cantilever carriage for gates  
 -Chariot autoportant 5 roues en nylon pour portails  
 -Laufwagen mit 5 Nylon-Rollen für freitragende Tore

## CGA-350.5M

<b>CGA-350.5M</b>	450 Kg	CGA-345M	4 x CGS-348 M16	zinc	1	4,5

Categoria commerciale: 1Q



-Carrello autoportante 5 ruote in nylon per cancelli a sbalzo  
 -5 nylon wheels cantilever carriage for gates  
 -Chariot autoportant 5 roues en nylon pour portails  
 -Laufwagen mit 5 Nylon-Rollen für freitragende Tore

## CGA-350.5P

<b>CGA-350.5P</b>	1000 Kg	CGA-345P	6 x CGS-348 M16	zinc	1	8,3

Categoria commerciale: 1Q



-Carrello autoportante 5 ruote in nylon per cancelli a sbalzo  
 -5 nylon wheels cantilever carriage for gates  
 -Chariot autoportant 5 roues en nylon pour portails  
 -Laufwagen mit 5 Nylon-Rollen für freitragende Tore

## CGA-350.5G

<b>CGA-350.5G</b>	1400 Kg	CGA-345G	6 x CGS-348 M20	zinc	1	13,6

Categoria commerciale: 1Q

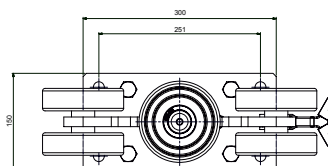
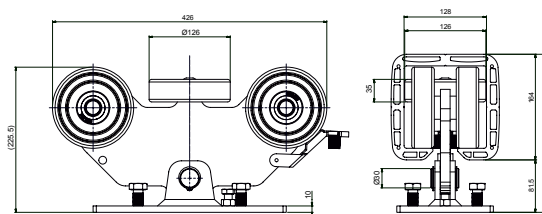
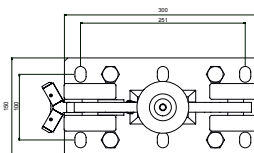
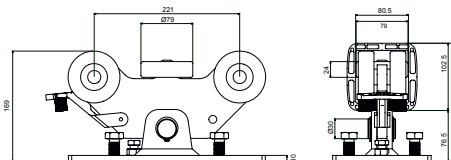
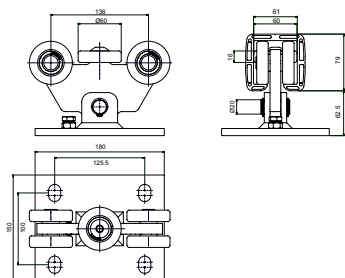
# CGA-350.5 AL. MINI PICCOLO GRANDE

## CARATTERISTICHE

- Corpo monoblocco che assicura resistenza alla struttura
- Indicato per i climi più umidi in quanto evita la corrosione del carrello
- I cuscinetti di nuova generazione schermati e silenziosi proteggono i carrelli dalla polvere; adatti a temperature che vanno dai -20° ai +60°.
- 4 ruote di supporto in nylon per monorotaia in alluminio
- Rotella centrale di allineamento
- Perno centrale di rotazione

## FEATURES

- Monoblock body that ensures strenght to the structure.
- Suitable to the humid climate to avoid the carriage corrosion
- Noiseless bearings of new generation shielded to protect against dust suitable for temperatures from -20 ° C to + 60 ° C
- 4 support nylon wheels specifically for aluminum monorail
- Alignment central wheel
- Central rotation pin



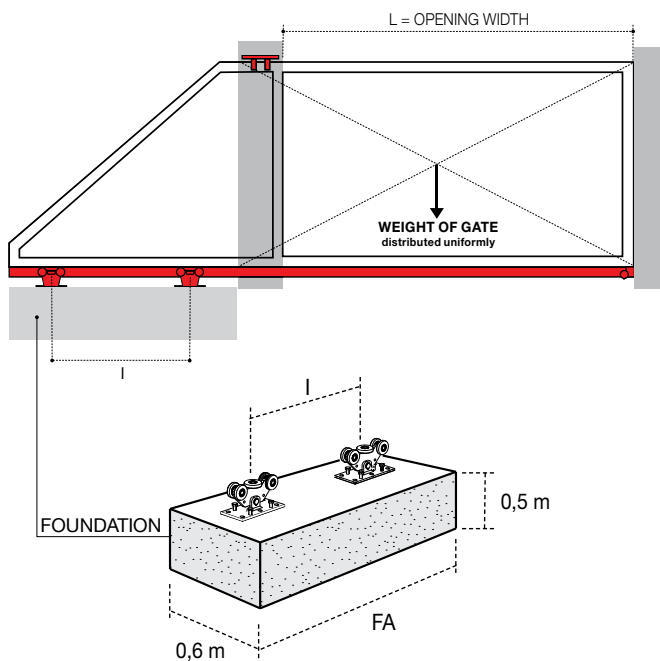
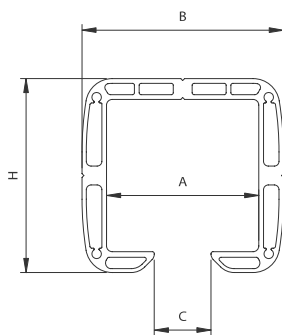


## CGA-345 MINI PICCOLO GRANDE

- Monorotaia per cancelli auto-portanti
- Monorail for cantilever gates
- Rails pour portails autoportants
- Einfachschiene für selbsttragende Tore

			L	A	B	H	C		
<b>CGA-345M</b>	Mini	Raw	3000	61	83	79	23	1	12
<b>CGA-345M</b>	Mini	Raw	6000	61	83	79	23	1	24
<b>CGA-345P</b>	Piccolo	Raw	3000	80,5	106,5	102,5	30	1	16
<b>CGA-345P</b>	Piccolo	Raw	6000	80,5	106,5	102,5	30	1	32
<b>CGA-345G</b>	Grande	Raw	3000	128	168	164	38	1	50,3
<b>CGA-345G</b>	Grande	Raw	6000	128	168	164	38	1	100,65

Categoria commerciale: 1R



<b>CGA-350.5 M (F<sub>1max</sub> = 450 Kg)</b>									
	<b>L=2 m</b>		<b>L=2,5 m</b>		<b>L=3 m</b>		<b>L=3,5 m</b>		
Weight (Kg)	FA (M)	I (M)	FA (M)	I (M)	FA (M)	I (M)	FA (M)	I (M)	
75	0,90	0,30	1,00	0,40	1,10	0,50	1,20	0,60	
100	1,00	0,40	1,10	0,50	1,20	0,60	1,40	0,80	
125	1,20	0,60	1,30	0,70	1,40	0,80	1,60	1,00	
150	1,30	0,70	1,50	0,90	1,70	1,10	1,90	1,30	

<b>CGA -350.5 P (F<sub>1max</sub> = 1000 Kg)</b>										
	<b>L=2,5 m</b>		<b>L=3 m</b>		<b>L=3,5 m</b>		<b>L=4 m</b>		<b>L=4,5 m</b>	
Weight (Kg)	FA (m)	I (m)	FA (m)	I (m)	FA (m)	I (m)	FA (m)	I (m)	FA (m)	I (m)
100	0,90	0,20	1,00	0,30	1,00	0,40	2,00	1,30	1,20	0,50
125	1,00	0,30	1,10	0,40	1,10	0,40	2,20	1,50	1,30	0,60
150	1,10	0,40	1,10	0,40	1,20	0,50	2,30	1,60	1,40	0,70
175	1,10	0,40	1,20	0,50	1,30	0,60	2,60	1,90	1,50	0,80
200	1,20	0,50	1,30	0,60	1,40	0,70	2,80	2,10	1,60	0,90
225	1,30	0,60	1,40	0,70	1,50	0,80	3,00	2,30	1,70	1,00
250	1,30	0,60	1,40	0,80	1,60	0,90	3,30	2,60	1,80	1,20
275	1,40	0,70	1,50	0,80	1,70	1,00	3,50	2,80	2,00	1,30
300	1,50	0,80	1,60	1,00	1,80	1,10	3,90	3,20	2,10	1,50

<b>CGA-350.5G (F<sub>1max</sub> = 1400 Kg)</b>										
	<b>L=5 m</b>		<b>L=5,5 m</b>		<b>L=6 m</b>		<b>L=6,5 m</b>		<b>L=7 m</b>	
Weight (Kg)	FA (M)	I (M)	FA (M)	I (M)	FA (M)	I (M)	FA (M)	I (M)	FA (M)	I (M)
300	2,20	1,30	2,40	1,50	2,60	1,70	2,70	1,80	2,90	2,00
350	2,50	1,60	2,70	1,80	2,90	2,00	3,10	2,20	3,30	2,40
400	2,70	1,80	3,00	2,10	3,20	2,30	3,50	2,60	3,70	2,80
450	3,10	2,20	3,30	2,40	3,60	2,70	3,90	3,00	4,20	3,30



Per maggiori informazioni consultare il configuratore online  
 For further information please use our online configurator



## CGS-250.8 MINI PICCOLO GRANDE

### CARATTERISTICHE

- Corpo multi-forma brevettato
- Cuscinetti silenziosi di nuova generazione schermati per una migliore protezione dalla polvere; adatti a temperature che vanno dai -30° ai +80°
- Autobilanciato
- 8 ruote di supporto per ogni carrello
- Allineamento longitudinale su 16 ruote
- Perno centrale di rotazione

### FEATURES


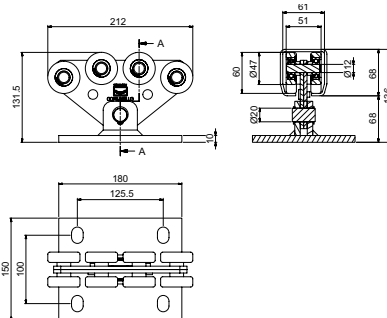
- Patented multiplate body
- Noiseless bearings of new generation shielded to protect against dust suitable for temperatures from -30 ° C to + 80 ° C
- Self-balancing
- 8 support wheels for each carriage
- Longitudinal alignment on 16 wheels
- Central rotation stiffened pin

MULTIPLATE  
BODY2RS  
BEARINGS  
DOUBLE

- Carrello auto portante 8 ruote per cancelli a sbalzo
- 8 wheels cantilever carriage for gates
- Chariot autoportant 8 roues pour portails
- 8-rädiger Laufwagen für freitragende Tore

## CGS-250.8M

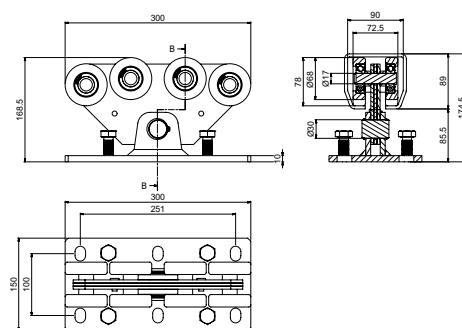
<b>CGS-250.8M</b>	950 Kg	CGS-245M	4 x CGS-348 M16	zinc	1	5,0
Categoria commerciale: 1Q						



- Carrello auto portante 8 ruote per cancelli a sbalzo
- 8 wheels cantilever carriage for gates
- Chariot autoportant 8 roues pour portails
- 8-rädiger Laufwagen für freitragende Tore

## CGS-250.8P

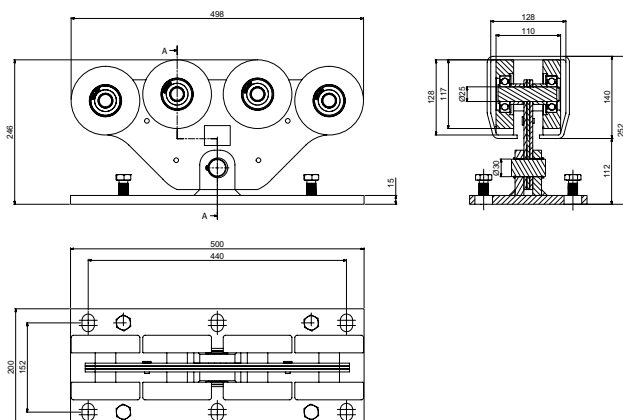
<b>CGS-250.8P</b>	1550 Kg	CGS-245P	6 x CGS-348 M16	zinc	1	11,8
Categoria commerciale: 1Q						



- Carrello auto portante 8 ruote per cancelli a sbalzo
- 8 wheels cantilever carriage for gates
- Chariot autoportant 8 roues pour portails
- 8-rädiger Laufwagen für freitragende Tore

## CGS-250.8G

<b>CGS-250.8G</b>	2500 Kg	CGS-245G	6 x CGS-348 M20	zinc	1	40,0
Categoria commerciale: 1Q						



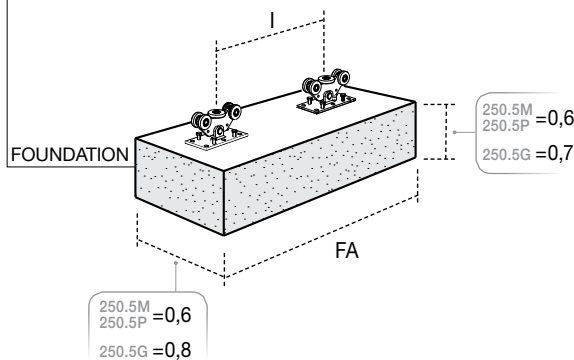
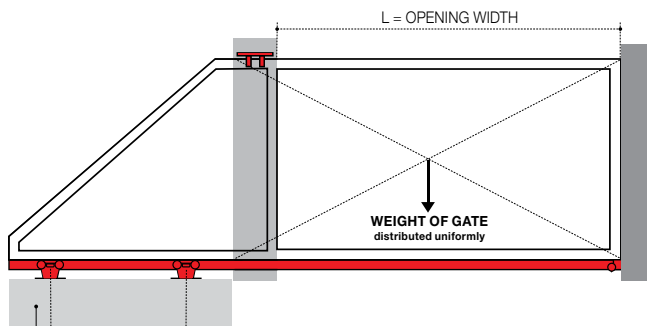
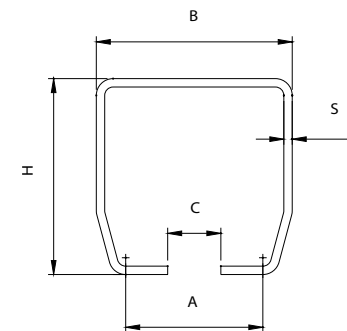


## CGS-245 MINI PICCOLO GRANDE

- Monorotaia per cancelli auto-portanti
- Monorail for cantilever gates
- Rails pour portails autoportants
- Einfachschiene für selbsttragende Tore

				L	B	H	S		
GREZZA	CGS-245M	Mini	Raw	3000	68	68	3,5	1	18,3
	CGS-245M	Mini	Raw	6000	68	68	3,5	1	36,5
	CGS-245P	Piccolo	Raw	3000	100	89	5	1	35,0
	CGS-245P	Piccolo	Raw	6000	100	89	5	1	70,0
	CGS-245G	Grande	Raw	3000	140	140	6	1	67,0
ZINCATA	CGS-245G	Grande	Raw	6000	140	140	6	1	134,0
	CGS-245M	Mini	Zinc	3000	68	68	3,5	1	18,3
	CGS-245M	Mini	Zinc	6000	68	68	3,5	1	36,5
	CGS-245P	Piccolo	Zinc	3000	100	89	5	1	35,0
	CGS-245P	Piccolo	Zinc	6000	100	89	5	1	70,0
	CGS-245G	Grande	Zinc	3000	140	140	6	1	67,0
	CGS-245G	Grande	Zinc	6000	140	140	6	1	134,0

Categoria commerciale: 1R



Per maggiori informazioni consultare il configuratore online  
 For further information please use our online configurator

CGS-250.5 M (F1max = 450 Kg)									
Weight (Kg)	L=2 m		L=2,5 m		L=3 m		L=3,5 m		
	FA (M)	I (M)	FA (M)	I (M)	FA (M)	I (M)	FA (M)	I (M)	
75	0,90	0,30	1,00	0,40	1,10	0,50	1,20	0,60	
100	1,00	0,40	1,10	0,50	1,20	0,60	1,40	0,80	
125	1,20	0,60	1,30	0,70	1,40	0,80	1,60	1,00	
150	1,30	0,70	1,50	0,90	1,70	1,10	1,90	0,30	

CGS-250.5 P (F1max = 750 Kg)										
	L=2,5 m		L=3 m		L=3,5 m		L=4 m		L=4,5 m	
Weight (Kg)	FA (M)	I (M)	FA (M)	I (M)	FA (M)	I (M)	FA (M)	I (M)	FA (M)	I (M)
150	1,20	0,50	1,30	0,60	1,40	0,70	1,60	0,90	1,70	1,00
175	1,30	0,60	1,40	0,70	1,60	0,90	1,70	1,00	1,90	1,20
200	1,40	0,70	1,60	0,90	1,70	1,00	1,90	1,20	2,10	1,40
225	1,50	0,80	1,70	1,00	1,90	1,20	2,10	1,40	2,30	1,60
250	1,70	1,00	1,90	1,20	2,10	1,40	2,30	1,60	2,50	1,80

CGS-250.5G (F1max = 1400 Kg)										
	L=5 m		L=5,5 m		L=6 m		L=6,5 m		L=7 m	
Weight (Kg)	FA (M)	I (M)	FA (M)	I (M)	FA (M)	I (M)	FA (M)	I (M)	FA (M)	I (M)
300	2,20	1,30	2,40	1,50	2,60	1,70	2,70	1,80	2,90	2,00
350	2,50	1,60	2,70	1,80	2,90	2,00	3,10	2,20	3,30	2,40
400	2,70	1,80	3,00	2,10	3,20	2,30	3,50	2,60	3,70	2,80
450	3,10	2,20	3,30	2,40	3,60	2,70	3,90	3,00	4,20	3,30



-Carrello auto portante 8 ruote per cancelli a sbalzo  
-8 wheels cantilever carriage for gates  
-Chariot autoportant 8 roues pour portails  
-8-rädiger Laufwagen für freitragende Tore

## CGS-350.8M

<b>CGS-350.8M</b>	1200 Kg	CGS-345M	4 x CGS-348 M16	zinc	1	6,5

Categoria commerciale: 1Q



-Carrello auto portante 8 ruote per cancelli a sbalzo  
-8 wheels cantilever carriage for gates  
-Chariot autoportant 8 roues pour portails  
-8-rädiger Laufwagen für freitragende Tore

## CGS-350.8P

<b>CGS-350.8P</b>	2000 Kg	CGS-345P	6 x CGS-348 M16	zinc	1	12,0

Categoria commerciale: 1Q



-Carrello auto portante 8 ruote per cancelli a sbalzo  
-8 wheels cantilever carriage for gates  
-Chariot autoportant 8 roues pour portails  
-8-rädiger Laufwagen für freitragende Tore

## CGS-350.8G

<b>CGS-350.8G</b>	4000 Kg	CGS-345G	6 x CGS-348 M20	zinc	1	44,0

Categoria commerciale: 1Q

# CGS-350.8 MINI PICCOLO GRANDE

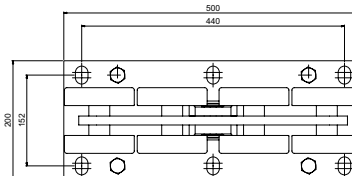
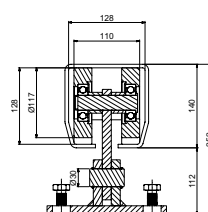
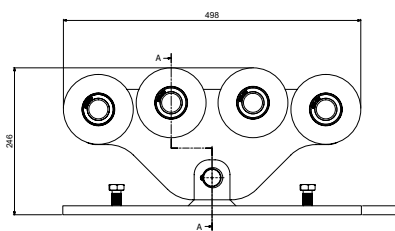
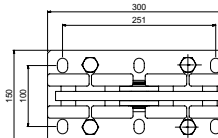
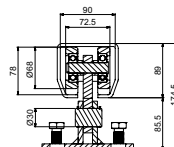
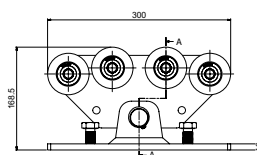
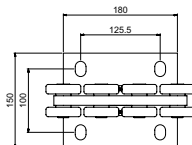
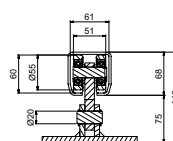
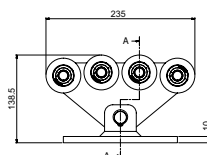
## CARATTERISTICHE

- Corpo monoblocco che assicura resistenza alla struttura
- Indicato per i climi più umidi in quanto evita la corrosione del carrello
- I cuscinetti di nuova generazione schermati e silenziosi proteggono i carrelli dalla polvere; adatti a temperature che vanno dai -30° ai +80°.
- Autobilanciato
- 8 ruote di supporto per ogni carrello
- Allineamento longitudinale su 16 ruote
- Perno centrale di rotazione



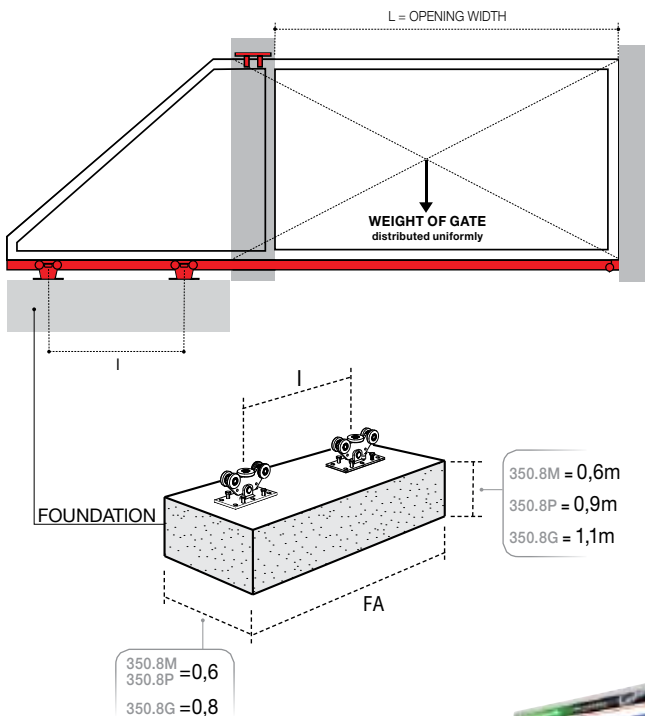
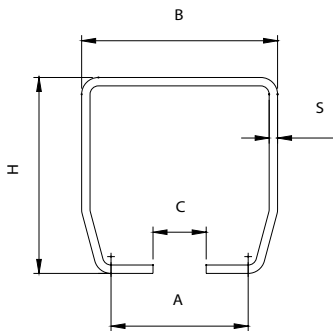
## FEATURES

- Monoblock body that ensure strenght to the structure
- Suitable to the humid climate to avoid the carriage corrosion
- Noiseless bearings of new generation shielded to protect against dust suitable for temperatures from -30 ° C to + 80 ° C
- Self-balancing
- 8 support wheels for each carriage
- Longitudinal alignment on 16 wheels
- Central rotation pin





- Monorotaia per cancelli auto-portanti
- Monorail for cantilever gates
- Rails pour portails autoportants
- Einfachschiene für selbsttragende Tore



Per maggiori informazioni consultare il configuratore online  
 For further information please use our online configurator

## CGS-345 MINI PICCOLO GRANDE

				L	B	H	S		
GREZZA	CGS-345M	Mini	Raw	3000	68	68	3,5	1	18,3
	CGS-345M	Mini	Raw	6000	68	68	3,5	1	36,5
	CGS-345P	Piccolo	Raw	3000	100	89	5	1	35,0
	CGS-345P	Piccolo	Raw	6000	100	89	5	1	70,0
	CGS-345G	Grande	Raw	3000	140	140	6	1	67,0
	CGS-345G	Grande	Raw	6000	140	140	6	1	134,0
ZINCATO	CGS-345M	Mini	zinc	3000	68	68	3,5	1	18,3
	CGS-345M	Mini	zinc	6000	68	68	3,5	1	36,5
	CGS-345P	Piccolo	zinc	3000	100	89	5	1	35,0
	CGS-345P	Piccolo	zinc	6000	100	89	5	1	70,0
	CGS-345G	Grande	zinc	3000	140	140	6	1	67,0
	CGS-345G	Grande	zinc	6000	140	140	6	1	134,0

Categoria commerciale: 1R

### CGS-350.8 M (F1max = 1200 Kg)

	L=3 m		L=4 m		L=5 m		L=6 m		L=7 m	
Weight (Kg)	FA (m)	I (m)	FA (m)	I (m)	FA (m)	I (m)	FA (m)	I (m)	FA (m)	I (m)
100	1,10	0,20	1,20	0,30	1,20	0,30	1,30	0,40	1,40	0,50
150	1,20	0,30	1,30	0,40	1,40	0,50	1,50	0,60	1,60	0,70
200	1,30	0,40	1,40	0,50	1,60	0,70	1,70	0,80	1,90	1,00
250	1,40	0,50	1,60	0,70	1,80	0,90	1,90	1,00	2,10	1,20
300	1,50	0,60	1,70	0,90	2,00	1,10	2,20	1,30	2,40	1,50
350	1,70	0,80	1,90	1,00	2,20	1,30	2,50	1,60	2,80	1,90
400	1,90	1,00	2,20	1,30	2,50	1,60	2,80	1,90	3,10	2,20
450	2,00	1,10	2,40	1,50	2,80	1,90	3,20	2,30	3,60	2,70
500	2,30	1,40	2,70	1,80	3,10	2,20	3,60	2,70	4,10	3,20

### CGS-350.8 P (F1max = 2000 Kg)

	L=4 m		L=5 m		L=6 m		L=7 m		L=8 m	
Weight (Kg)	FA (m)	I (m)	FA (m)	I (m)	FA (m)	I (m)	FA (m)	I (m)	FA (m)	I (m)
400	1,40	0,70	1,60	0,90	1,70	1,00	1,90	1,20	2,10	1,40
450	1,50	0,80	1,70	1,00	1,90	1,20	2,10	1,40	2,30	1,60
500	1,60	0,90	1,80	1,10	2,10	1,40	2,30	1,60	2,60	1,90
550	1,70	1,00	2,00	1,30	2,20	1,50	2,50	1,80	2,80	2,10
600	1,80	1,10	2,10	1,40	2,40	1,70	2,70	2,00	3,00	2,40
650	2,00	1,30	2,30	1,60	2,60	1,90	3,00	2,30	3,30	2,60
700	2,10	1,40	2,50	1,80	2,80	2,10	3,20	2,50	3,60	2,90
750	2,30	1,60	2,70	2,00	3,10	2,40	3,50	2,80	3,90	3,30
800	2,40	1,80	2,90	2,20	3,30	2,60	3,80	3,10	4,30	3,60

### CGS-350.8 G (F1max = 4000 Kg)

	L=8 m		L=10 m		L=12 m		L=14 m		L=16 m	
Weight (Kg)	FA (m)	I (m)	FA (m)	I (m)	FA (m)	I (m)	FA (m)	I (m)	FA (m)	I (m)
800	2,40	1,50	2,80	1,90	3,30	2,40	3,80	2,90	4,40	3,50
850	2,50	1,60	2,90	2,00	3,40	2,50	4,00	3,10	4,60	3,70
900	2,60	1,70	3,10	2,20	3,60	2,70	4,20	3,30	4,90	4,00
950	2,70	1,80	3,20	2,30	3,80	2,90	4,40	3,50	5,10	4,20
1000	2,80	1,90	3,30	2,50	4,00	3,10	4,60	3,70	5,30	4,40
1050	2,90	2,00	3,50	2,60	4,10	3,20	4,80	3,90	5,60	4,70
1100	3,00	2,10	3,70	2,80	4,30	3,40	5,10	4,20	5,90	5,00
1150	3,20	2,30	3,80	2,90	4,50	3,60	5,30	4,40	6,20	5,30
1200	3,30	2,40	4,00	3,10	4,70	3,80	5,60	4,70	6,50	5,60





- Contro piastra per carrelli piccolo e grande
- Counter plate for carriages -small and large
- Contre-plaque pour chariots - petit e grand
- Gegenplatte für Laufwagen gross und klein

## CG-05

<b>CG-05P</b>	Piccolo	zinc	2	2,7
<b>CG-05G</b>	Grande	zinc	2	6,0

Categoria commerciale: 1T




- Dima di allineamento ancoranti e fissaggio carrelli
- Alignment tie rods template and fixture of the carriages
- Calibre d'alignement des tirants et fixation chariots
- Lehre für die Aufreihung der Gewindestangen und für die Laufwagenbefestigung

## CG-10

<b>CG-10</b>	500÷5400	zinc	1	20,0

Categoria commerciale: 1T



- Staffa angolare regolabile fissaggio a muro per incontro
- Adjustable wall mounting angle racket for end cup
- Platine angulaire réglable fixation au mur pour butée
- Verstellbare Eckmauerhalterung für Auflageschuh

## CG-15

	A	H				
<b>CG-15M</b>	155	165	Mini	zinc	1	2,6
<b>CG-15P</b>	155	190	Piccolo	zinc	1	2,9
<b>CG-15G</b>	155	220	Grande	zinc	1	3,3

Categoria commerciale: 1T



- Terminale senza ruota per monorotaia
- End stopper without wheel for monorail
- Embout d'extrémité sans galet pour rail
- Endpfropfen für Einfachschiene ohne Rad

## CG-20

<b>CG-20M</b>	Mini	zinc	2	1,6
<b>CG-20P</b>	Piccolo	zinc	2	2,3
<b>CG-20G</b>	Grande	zinc	2	3,9

Categoria commerciale: 1T




- Terminale per monorotaia in alluminio
- End stopper for aluminium monorail
- Embout d'extrémité pour rail en aluminium
- Endpfropfen für Einfachschiene aus Aluminium

## CGA-20

<b>CGA-20M</b>	Mini	zinc	2	0,44
<b>CGA-20P</b>	Piccolo	zinc	2	0,52
<b>CGA-20G</b>	Grande	zinc	2	2,2

Categoria commerciale: 1T

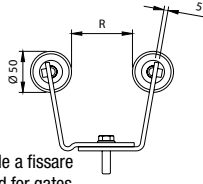


- Incontro inferiore con rullo in nylon
- Lower end cup with nylon roller
- Butée inférieure avec rouleau en nylon
- Unterauflageschuh mit Nylonrolle

## CG-25

<b>CG-25M</b>	Mini	zinc	2	1,6
<b>CG-25P</b>	Piccolo	zinc	2	2,5
<b>CG-25G</b>	Grande	zinc	2	4,9

Categoria commerciale: 1T



- Incontro per cancelli regolabile a fissare
- Adjustable end cup to be fixed for gates
- Butée réglable à fixer pour portails
- Verstellbarer Auflageschuh zum Aufschrauben für Tore

## CG-30

			R		
<b>CG-30M</b>	Mini	zinc	53-76	1	1,5
<b>CG-30P</b>	Piccolo	zinc	86-114	1	1,9
<b>CG-30G</b>	Grande	zinc	103-150	1	2,2

Categoria commerciale: 1S



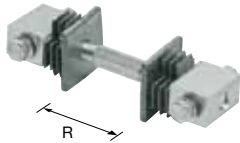
- Supporto intermedio di sostegno con rullo in nylon
- Intermediate support with nylon roller
- Support intermédiaire de soutien avec rouleau en nylon
- Mittlerer Stütze für selbsttragende Tore

## CG-35

G P

			H		
<b>CG-35P</b>	Piccolo	zinc	95	1	1,4
<b>CG-35G</b>	Grande	zinc	120	1	3,1

Categoria commerciale: 1T




- Tirante in acciaio zincato per regolazioni cancelli
- Tension bar for gate regulation
- Tirants pour réglage portails
- Ankerbolzen zur Torregulierung

## CG-40

		R		
<b>CG-40</b>	zinc	50-100	1	1,3

Categoria commerciale: 1T




- Piastra guida cancello regolabile con ala lunga a fissare
- Adjustable gate guide to be fixed with long side plate
- Plaque guide portail réglable à fixer avec aile longue
- Verstellbare Torführungsplatte mit langem Flügel zum Aufschrauben

## CG-251

			R		
<b>CG-251</b>	L=350 Ø40	zinc	70-110	1	6,7

Categoria commerciale: 1S



- Supporto anti deragliamento regolabile per art. CG-254
- Adjustable support against derailment for art. CG-254
- Support réglable anti-déraillement pour art. CG-254
- Verstellbares Lager gegen Entgleisung für CG-254

## CG-252

			H		
<b>CG-252</b>	Ø 40	zinc	167	2	1,9

Categoria commerciale: 1S



- Canalina a "U" per supporto anti deragliamento
- U channel for supports against derailment
- Caniveau à U pour supports anti-déraillement
- U-Einfachschiene für Stütze gegen Entgleisung

## CG-254

<b>CG-254</b>	L=3000	zinc	1		13,0

Categoria commerciale: 1S



- Rullo in gomma guida cancello
- Rubber roller for guiding gate
- Rouleau en caoutchouc guide-portail
- Torführungsrolle aus Schwarz Gummi

## CG-256

<b>CG-256-40</b>	zinc	2	0,8	
<b>CG-256-50</b>	zinc	2	1,7	

Categoria commerciale: 1S



- Ancorante filettato per carrelli CGS 350 e CGS 350.8
- Threaded tie rods for carriages CGS 350 and CGS 350.8
- Tirant fileté pour chariots CGS 350 et CGS 350.8
- Gewindestange für Laufwagen CGS 350 e CGS 350.8

## CG-348

<b>CG-348</b>	M16	zinc	12	8,3
<b>CG-348</b>	M20	zinc	12	13,2

Categoria commerciale: 1T



- Ruota terminale in nylon per monorotaia in alluminio
- Nylon end wheel for aluminium monorail
- Galet d'extrémité en nylon pour rail en aluminium
- Nylon-Endrolle für Einfachschiene aus Aluminium

## CGA-347

<b>CGA-347P</b>	Piccolo	zinc	terminale in nylon	2	2,5
<b>CGA-347M</b>	Mini	zinc		2	2,1
<b>CGA-347P</b>	Piccolo	zinc		2	3,4
<b>CGA-347G</b>	Grande	zinc		2	8,3

Categoria commerciale: 1T



- Incontro inferiore a fissare
- Bottom end cup to be fixed
- Butée inférieure à fixer
- Unterauflageschuh zum Aufschrauben

## CGS-346

G P M

<b>CGS-346M</b>	Mini	zinc	2	2,1
<b>CGS-346P</b>	Piccolo	zinc	2	3,3
<b>CGS-346G</b>	Grande	zinc	2	7,4

Categoria commerciale: 1T



- Ruota terminale per monorotaia
- End wheel for monorail
- Galet d'extrémité pour rail
- Endrad für Einfachschiene

## CGS-347

G P M

<b>CGS-347M</b>	Mini	zinc	terminale in nylon	2	2,1
<b>CGS-347P</b>	Piccolo	zinc		2	3,4
<b>CGS-347G</b>	Grande	zinc		2	8,4

Categoria commerciale: 1T



-Kit per cancelli autoportanti fino a 300Kg di peso  
-Kit for cantilever gates, weight up to 300 kg  
-Kit pour portails autoportants jusqu'à 300 kilos de poids  
-Kit für selbsttragende Tore mit Gewicht bis 300 kg

-Kit per cancelli autoportanti fino a 600Kg di peso  
-Kit for cantilever gates, weight up to 600 kg  
-Kit pour portails autoportants jusqu'à 600 kilos de poids  
-Kit für selbsttragende Tore mit Gewicht bis 600 kg

## KIT 150-300K

PATENTED

<b>KIT 150-300 Basic 3M</b>	zinc	1	47,3
<b>KIT 150-300 Basic 6M</b>	zinc	1	46,8
<b>KIT 150-300 Top 3M</b>	zinc	1	48,3
<b>KIT 150-300 Top 6M</b>	zinc	1	48,3

Categoria commerciale: 1U

## KIT 150-600K

PATENTED

<b>KIT 150-600 Basic 3M</b>	zinc	1	127,7
<b>KIT 150-600 Basic 6M</b>	zinc	1	163,2
<b>KIT 150-600 Top 3M</b>	zinc	1	132,4
<b>KIT 150-600 Top 6M</b>	zinc	1	168,0

Categoria commerciale: 1U



## KIT 300K - 600K



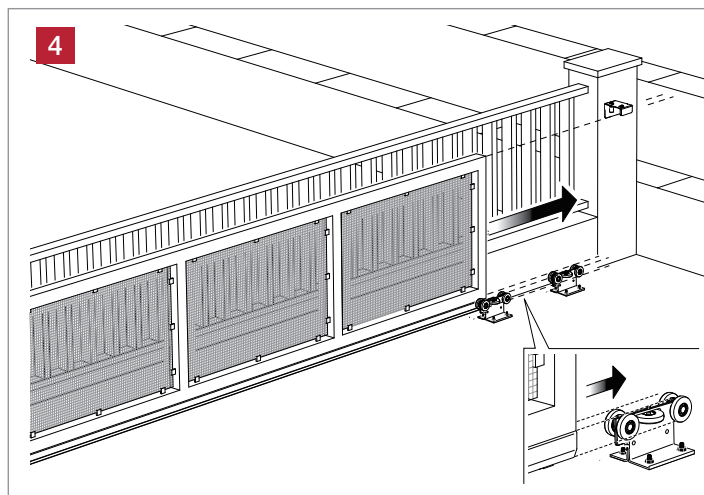
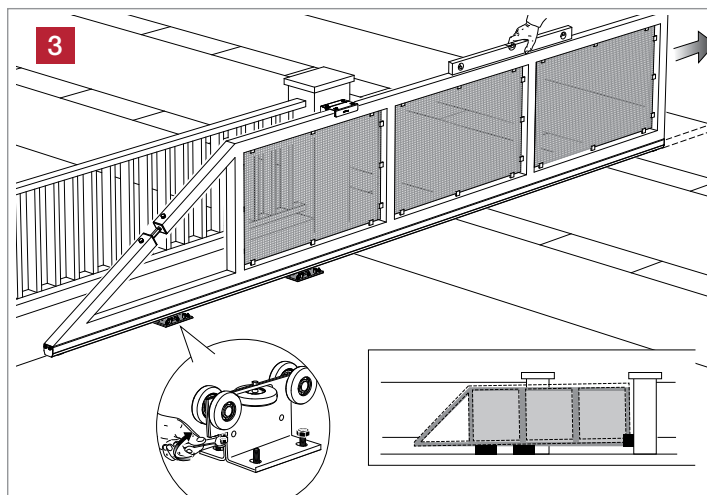
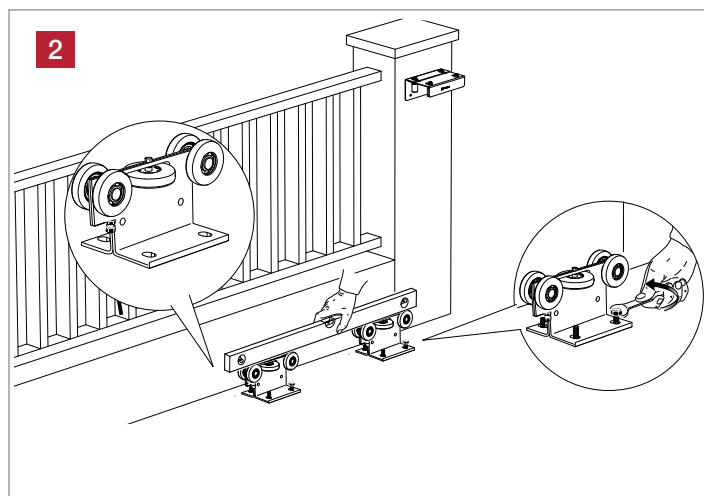
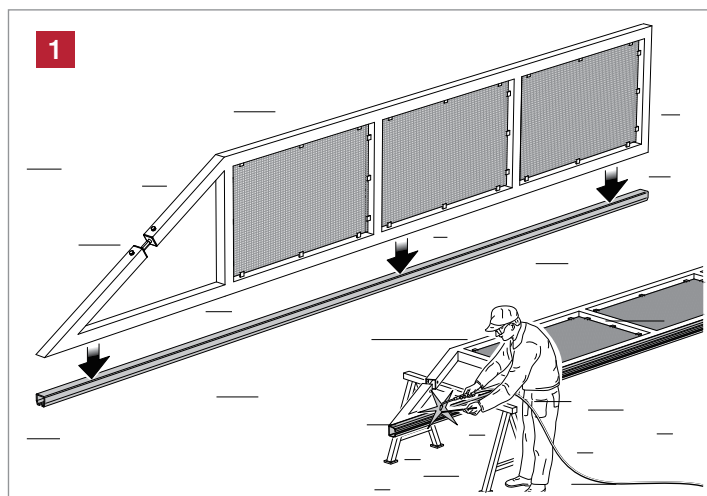
Soluzioni semplici e sicure per cancelli residenziali autoportanti

*Reliable solutions for all kinds of residential cantilever gate*

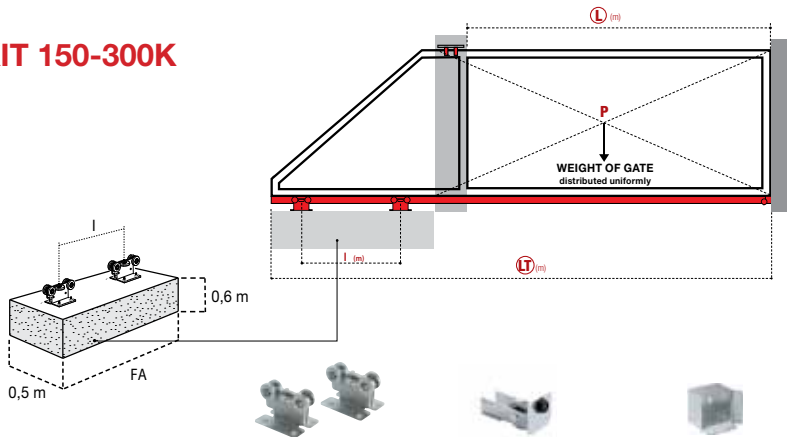
**SEMPLICE**  
EASY

**SICURO**  
SAFE

**AFFIDABILE**  
RELIABLE



## KIT 150-300K



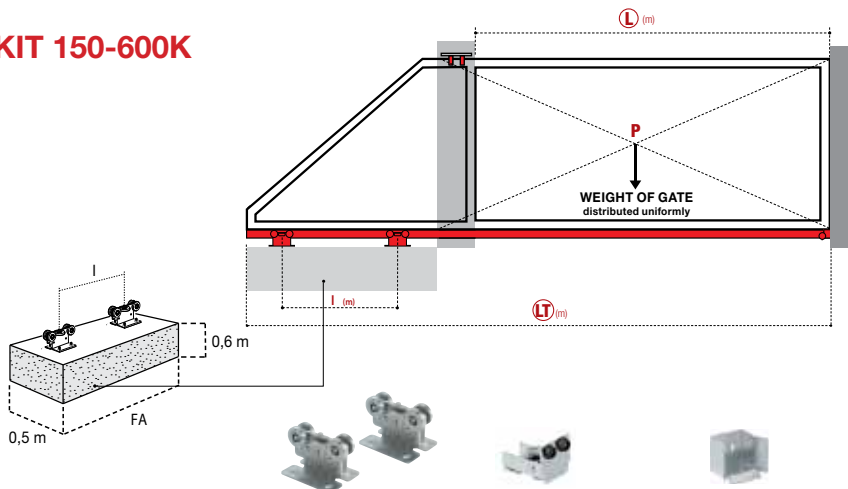
CGS-150.5 M Capacity = 700 kg						
P WEIGHT OF GATE (Kg)	L=2 m		L=2,5 m		L=3 m	
	FA (m)	I (m)	FA (m)	I (m)	FA (m)	I (m)
100	0,9	0,3	1,0	0,4	1,0	0,4
125	1,0	0,4	1,0	0,4	1,1	0,5
150	1,0	0,4	1,1	0,5	1,2	0,6
200	1,2	0,6	1,3	0,7	1,4	0,8
250	1,4	0,8	1,5	0,9	1,7	1,1
300	1,6	1,4	1,8	1,3	2,1	1,5

ORDER CODE	CGS 150.5M	CGS 347M	CGS 346M	230	255	CGS 245M
KIT 150-300K <b>TOP 6M</b>	2 mini	1	1		1 (220 / Ø30)	1 (6 m)
KIT 150-300K <b>TOP 3M</b>	2 mini	1	1		1 (220 / Ø30)	2 (3 m)



ORDER CODE	CGS 150.5M	CGS 347M	CGS 346M	230	CGS 245M
KIT 150-300K <b>BASIC 6M</b>	2 mini	1	1	4 x Ø30	1 (6 m)
KIT 150-300K <b>BASIC 3M</b>	2 mini	1	1	4 x Ø30	2 (3 m)

## KIT 150-600K



CGS-150.5 P Capacity = 1300 kg						
P WEIGHT OF GATE (Kg)	L= 4 m		L= 5 m		L= 6 m	
	FA (m)	I (m)	FA (m)	I (m)	FA (m)	I (m)
350	1,8	1,1	2,1	1,4	2,4	1,7
400	2,0	1,3	2,3	1,6	2,7	2,0
450	2,2	1,5	2,6	1,9	3,1	2,4
500	2,5	1,8	2,3	3,0	3,5	2,8
550	2,8	2,1	3,3	2,6	3,9	3,2
600	3,2	2,5	3,8	3,1	4,5	3,8

ORDER CODE	CGS 150.5P	CGS 347P	CGS 346P	255	CGS 245P
KIT 150-600K <b>TOP 6M</b>	2 piccolo	1	1	1 (350 / Ø40)	2 (6 m)
KIT 150-600K <b>TOP 3M</b>	2 piccolo	1	1	1 (350 / Ø40)	3 (3 m)



ORDER CODE	CGS 150.5P	CGS 347P	CGS 346P	230	CGS 245P
KIT 150-600K <b>BASIC 6M</b>	2 piccolo	1	1	4 x Ø40	2 (6 m)
KIT 150-600K <b>BASIC 3M</b>	2 piccolo	1	1	4 x Ø40	3 (3 m)





- Piastra inferiore con perno sferico
- Bottom plate with spherical pin
- Platine inférieur et pivot sphérique
- Bodenplatte mit Drehstift

## 84i

<b>84i</b>	42x42	inox	100 Kg*	2	1,3






\* valore portata a coppia L/H=1 / capacity of couple hinges L/H=1

Categoria commerciale: 2A




- Cardine superiore con piastra
- Upper hinge with plate
- Gond supérieur avec platine
- Oberes Torband mit Platte

## 86i-P

	D		R			
86i-P	Ø50	inox	50-60	200 Kg*	2	1,7

\* valore portata a coppia L/H=1 / capacity of couple hinges L/H=1

Categoria commerciale: 2A



- Cardine superiore con piastra
- Upper hinge with plate
- Gond supérieur avec platine
- Oberes Torband mit Platte

## 86i-G

	D		R			
86i-G	Ø70	inox	90-105	650 Kg*	2	4,1

\* valore portata a coppia L/H=1 / capacity of couple hinges L/H=1

Categoria commerciale: 2A



- Cardine inferiore con cuscinetto reggi spinta
- Bottom hinge with thrust bearing
- Gond inférieur avec roulement de butée
- Unteres Torband mit Drucklager

## 87i-P

<b>87i-P</b>	Ø50	inox	200 Kg*	2	1,0

\* valore portata a coppia L/H=1 / capacity of couple hinges L/H=1

Categoria commerciale: 2A



- Cardine superiore con piastra
- Upper hinge with plate
- Gond supérieur avec platine
- Oberes Torband mit Platte

## 87i-G

<b>87i-G</b>	Ø70	inox	650 Kg*	2	2,0

\* valore portata a coppia L/H=1 / capacity of couple hinges L/H=1

Categoria commerciale: 2A



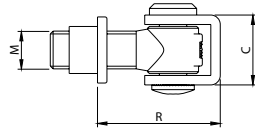
- Perno e piastra a saldare
- Pivot and plate to be welded
- Pivot et plaque à souder
- Drehstift und Platte zum Schweißen

## 116i

<b>116i-20</b>	inox	150 Kg*	2	1,3	
<b>116i-24</b>	inox	240 Kg*	2	2,2	

\* valore portata a coppia L/H=1 / capacity of couple hinges L/H=1

Categoria commerciale: 2A




- Cardine con cavallotto e bussola
- Hinge with u-bolt and bush
- Gond avec crampillon et douille
- Torband mit U-Bügel und Buchse

## 120i

		C	M	R			
<b>120i-M20</b>	inox	37	M20	45-65	150 Kg*	8	3,3
<b>120i-M24</b>	inox	47	M24	53-75	225 Kg*	4	6,6

\* valore portata a coppia L/H=1 / capacity of couple hinges L/H=1

Categoria commerciale: 2A



- Copri pilastro quadrato
- Square pillar cover
- Couvre pilastre carré
- Viereckiger Pfostendeckel

## 165i

<b>165i-30</b>	inox	10	0,3
<b>165i-40</b>	inox	10	0,4
<b>165i-50</b>	inox	10	0,6
<b>165i-60</b>	inox	10	0,7
<b>165i-80</b>	inox	6	0,7
<b>165i-100</b>	inox	6	1,1
<b>165i-120</b>	inox	6	1,4
<b>165i-150</b>	inox	2	0,8

Categoria commerciale: 2G




- Battente d'arresto a cementare
- Stop batten to be cemented
- Battent d'arrêt à sceller
- Auflaufschuh zum Ausbetonieren

## 170i

<b>170i</b>	inox	5	1,80

Categoria commerciale: 2G



- Arresto di fine corsa
- Runaway stop
- Butoir de fin de course
- Torendpuffer

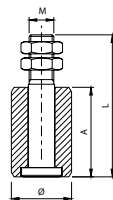
## 200i-G

<b>200i-G</b>	H=115	inox	5	2,9

Categoria commerciale: 2G



- Oliva in nylon
- Nylon roller
- Rouleau en nylon
- Nylon-Führungsrolle



## 230i

			M		
<b>230i-30</b>	Ø30	inox	M16	8	1,5
<b>230i-40</b>	Ø39	inox	M16	4	1,1

Categoria commerciale: 2L




- Piastra guida cancello regolabile
- Drive-gate adjustable plate
- Platine guide-portail réglable
- Verstellbarer Torführungsbügel

## 250i

			R		
<b>250i-220</b>	Ø 34,5	inox	30-60	1	1,4

Categoria commerciale: 2L

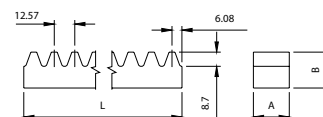


- Piastra guida cancello a doppia regolazione
- Guiding plate for gates with double adjustment
- Platine guide-portail à double réglage
- Torführungsbügel mit Doppelverstellung

## 255i

255i-220	Ø30	inox	35-62	1	2,3

Categoria commerciale: 2L

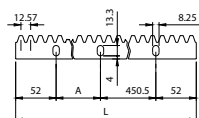



- Cremagliera quadra 22x22
- Square rack 22x22
- Crémaillère carrée 22x22
- Viereckige Zahnstange 22x22

## 260i

260i-22x22	L=2000	inox	22	22	1

Categoria commerciale: 2F



- Cremagliera Rettangolare 30x12 con fori
- Rectangular rack 30x12 with holes
- Crémaillère rectangulaire 30x12 avec trous
- Rechteckige Zahnstange 30x12 mit Bohrungen

## 262i

262i-30x12	L=1000	inox	450,5	1	2,4

Categoria commerciale: 2F



- Attacco a saldare per cremagliera rettangolare
- Support for rectangular rack to be welded
- Attache entretoise pour crémaillère rectangulaire
- Distanzstück für rechteckige Zahnstange zum Schweißen

## 264i

264i	inox	20	1,0		

Categoria commerciale: 2F



- Maniglia ad incasso
- Flush-mounted handle
- Poignée à encaisser
- Muschelgriff

## 270i

270i-P	52x115	inox	4	0,3	
270i-G	90x200	inox	4	1,0	

Categoria commerciale: 2H

SU RICHIESTA | ON REQUEST



- Binario a cementare "Pendolino"
- Track to be cemented "Pendolino"
- Rail à sceller "Pendolino"
- Bodenlaufschiene zum Einbetonieren "Pendolino"

## 287i

287i-G-Ø19-Sp2	L=3000	inox	19	1	6,0
287i-G-Ø19-Sp2	L=6000	inox	19	1	11,9

Categoria commerciale: 2I





- Binario a fissare "Rapido"
- Track to be bolted "Rapido"
- Rail à visser "Rapido"
- Laufschiene zum Anschrauben "Rapido"



## 289i-G

<b>289i-G-Ø19-Sp2</b>	L=3000	inox	19	1	3,3
<b>289i-G-Ø19-Sp2</b>	L=6000	inox	19	1	6,2

Categoria commerciale: 2I



- Spina di collegamento per binario Art. 289i - Ø19
- Connection pin for track Art. 289i - Ø19
- Jonction pour rail Art. 289i - Ø19
- Verbindungstift zum Laufschiene Art. 289i - Ø19

## 291i

<b>291i</b>	80-Ø12,5	inox	1	0,1	

Categoria commerciale: 2I

SU RICHIESTA | ON REQUEST



- Binario a fissare "Diretto"
- Track to be bolted "Diretto"
- Rail à visser "Diretto"
- Laufschiene zum Anschrauben "Diretto"

## 293i

<b>293i</b>	L=3000	inox	1	3,0	
<b>293i</b>	L=6000	inox	1	6,0	

Categoria commerciale: 2I



- Spina di collegamento per binario Art.293i
- Connection pin for track Art.293i
- Jonction pour rail Art.293i
- Verbindungstift zum Art.293i

## 295i

<b>295i</b>	90-Ø8,5	inox	1	0,1	

Categoria commerciale: 2I



- Spina di collegamento per binario Art. 287i-G
- Connection pin for track 287i-G
- Jonction pour rail Art.287i-G
- Verbindungstift zum Laufschiene Art. 287i-G

## 297i

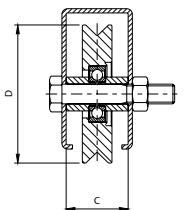
<b>297i</b>	90-Ø14,00	inox	1	0,1	

Categoria commerciale: 2I

SU RICHIESTA | ON REQUEST



- Ruota gola V
- Wheel with V groove
- Galet avec gorge V
- Schiebetorrolle mit V-Rille



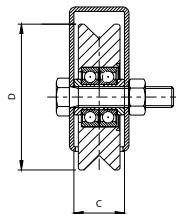
## 300i V

	D	C				
<b>300i-V60</b>	Ø 60	24	inox	100 Kg	2	0,7
<b>300i-V80</b>	Ø 78	34	inox	200 Kg	2	1,5
<b>300i-V90</b>	Ø 88	34	inox	210 Kg	2	1,8
<b>300i-V100</b>	Ø 98	34	inox	220 Kg	2	2,4
<b>300i-V120</b>	Ø 117	34	inox	240 Kg	2	3,4
<b>300i-V140</b>	Ø 137	44	inox	270 Kg	2	5,4
<b>300i-V160</b>	Ø 157	44	inox	370 Kg	2	7,1
<b>300i-V200</b>	Ø 197	44	inox	400 Kg	2	11,3

Categoria commerciale: 2M



- Ruota gola V
- Wheel with V groove
- Galet avec gorge V
- Schiebetorrolle mit V-Rille



## 305i W

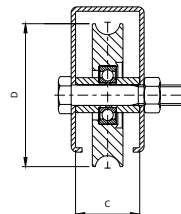


	D	C				
<b>305i-V100</b>	Ø98	34	inox	400 Kg	2	3,0
<b>305i-V120</b>	Ø117	34	inox	420 Kg	2	4,3
<b>305i-V140</b>	Ø137	44	inox	540 Kg	2	6,6
<b>305i-V160</b>	Ø157	44	inox	770 Kg	2	9,4
<b>305i-V200</b>	Ø197	44	inox	800 Kg	2	14,9

Categoria commerciale: 2M









- Ruota gola semitonda
- Wheel with half-rounded groove
- Galet avec gorge demi-ronde
- Schiebetorrolle mit Rundrille



## 310i W

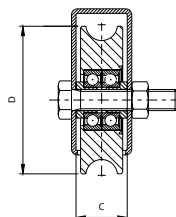


		D	C				
310i-60	-	Ø 60	24	inox	100 Kg	2	0,7
310i-80S	Ø19	Ø 78	34	inox	200 Kg	2	1,3
310i-90S	Ø19	Ø 88	34	inox	210 Kg	2	1,8
310i-100S	Ø19	Ø 98	34	inox	220 Kg	2	2,3
310i-120	Ø19	Ø 117	34	inox	240 Kg	2	3,5
310i-140	Ø19	Ø 137	44	inox	270 Kg	2	5,0
310i-160	Ø19	Ø 157	44	inox	370 Kg	2	6,6
310i-200	Ø19	Ø 197	44	inox	400 Kg	2	10,7

Categoria commerciale: 2M









- Ruota gola semitonda
- Wheel with half-rounded groove
- Galet avec gorge demi-ronde
- Schiebetorrolle mit Rundrille



## 315i W

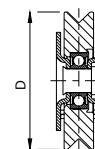


		D	C				
315i-100	Ø19	Ø 98	34	inox	400 Kg	2	2,8
315i-120	Ø19	Ø 117	34	inox	420 Kg	2	4,0
315i-140	Ø19	Ø 137	44	inox	540 Kg	2	6,3
315i-160	Ø19	Ø 157	44	inox	770 Kg	2	8,9
315-200	Ø19	Ø 197	44	inox	800 Kg	2	14,5

Categoria commerciale: 2M



- Ruota con supporto interno gola V
- Wheel with internal plate, V groove
- Galet avec platine interne, gorge V
- Schiebetorrolle mit Innenstützplatte und V-Rille



## 335i W

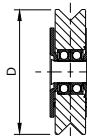


	D	C				
<b>335i-V90</b>	Ø 88	33	inox	190 Kg	2	2,4
<b>335i-V100</b>	Ø 98	33	inox	200 Kg	2	2,8
<b>335i-V120</b>	Ø 117	38	inox	220 Kg	2	4,4

Categoria commerciale: 2M



- Ruota con supporto interno gola V
- Wheel with internal plate, V groove
- Galet avec platine interne, gorge V
- Schiebetorrolle mit innenstützplatte und V-Rille



## 336i W

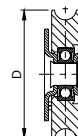
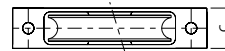


	D	C				
<b>336i-V90</b>	Ø 88	33	inox	300 Kg	2	2,6
<b>336i-V100</b>	Ø 98	33	inox	380 Kg	2	3,2
<b>336i-V120</b>	Ø 117	38	inox	400 Kg	2	5,0

Categoria commerciale: 2M









- Ruota supporto interno gola semitonda
- Wheel with internal plate, half-rounded groove
- Galet avec platine interne, gorge demi-ronde
- Schiebetorrolle mit Rundrille und Innenstützplatte



## 337i W

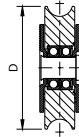


		D	C				
<b>337i-90S</b>	Ø19	Ø 88	33	inox	190 Kg	2	2,3
<b>337i-100S</b>	Ø19	Ø 98	33	inox	200 Kg	2	2,7
<b>337i-120</b>	Ø19	Ø 117	38	inox	220 Kg	2	4,2

Categoria commerciale: 2M



- Ruota supporto interno gola semitonda a 2 cuscinetti
- Wheel with internal plate, half-rounded groove and 2 bearings
- Galet avec platine interne, gorge demi-ronde et 2 roulements
- Schiebetorrolle mit Rundrille, Innenstützplatte und 2 Kugellagern



## 338i H



	D	C					
<b>338i-90</b>	Ø19	Ø88	33	inox	300 Kg	2	2,5
<b>338i-100</b>	Ø19	Ø98	33	inox	380 Kg	2	3,0
<b>338i-120</b>	Ø19	Ø117	38	inox	400 Kg	2	4,8

Categoria commerciale: 2M

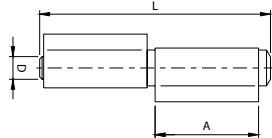


- Rondella in acciaio Inox
- Stainless steel washer
- Rondelle en acier Inox
- Zwischenring aus Edelstahl

## 401i

	D			
<b>401i-6</b>	Ø9	inox	200	0,6
<b>401i-8</b>	Ø12	inox	200	0,2
<b>401i-9</b>	Ø13	inox	200	0,2
<b>401i-10</b>	Ø15	inox	200	0,4
<b>401i-11</b>	Ø15	inox	200	0,2
<b>401i-12</b>	Ø18	inox	200	0,6
<b>401i-14</b>	Ø19	inox	200	0,4

Categoria commerciale: 2E



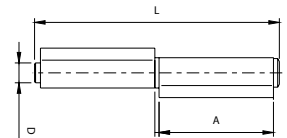
- Cerniera a 2 ali con perno sfilabile
- Hinge with 2 wings and extractable pivot
- Paumelle avec 2 ailes et pivot à déboîter
- Anschweißband 2-teilig mit lose Zapfen

## 402i

	L	A	D				
<b>402i-60</b>	58	26	Ø5,7	inox	50 Kg*	20	0,8
<b>402i-80</b>	83	38	Ø7,7	inox	75 Kg*	20	1,6
<b>402i-100</b>	104	48	Ø8,7	inox	100 Kg*	20	2,3
<b>402i-120</b>	122	57	Ø9,8	inox	150 Kg*	20	3,8
<b>402i-140</b>	144	68	Ø10,7	inox	200 Kg*	20	4,4

\* valore portata a coppia L/H=1 / capacity of couple hinges L/H=1

Categoria commerciale: 2E



- Cerniera pesante a 2 ali con perno sfilabile
- Heavy hinge with 2 wings and extractable pivot
- Paumelle lourde avec 2 ailes et pivot à déboîter
- Anschweißband 2-teilig schwere Ausführung mit lose Zapfen

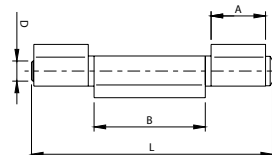

## 405i

	L	A	D				
<b>405i-140</b>	145	68	Ø11,7	inox	250 Kg*	20	6,1
<b>405i-170</b>	174	83	Ø11,7	inox	250 Kg*	20	7,4
<b>405i-200</b>	205	98	Ø13,6	inox	350 Kg*	16	8,7

\* valore portata a coppia L/H=1 / capacity of couple hinges L/H=1

Categoria commerciale: 2E

SU RICHIESTA | ON REQUEST



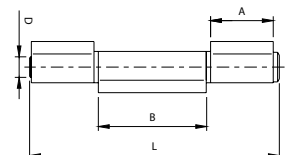
- Cerniera a 3 ali con perno sfilabile
- Hinge with 3 wings and extractable pivot
- Paumelle avec 3 ailes et pivot à déboîter
- Anschweißband 3-teilig mit lose Zapfen

## 410i

	L	A	B	D			
<b>410i-80</b>	83	18	38	Ø77	inox	75 Kg*	20
<b>410i-100</b>	104	23,5	48	Ø8,7	inox	100 Kg*	20
<b>410i-120</b>	122	27	57	Ø9,8	inox	150 Kg*	20
<b>410i-140</b>	144	33	68	Ø10,7	inox	200 Kg*	20

\* valore portata a coppia L/H=1 / capacity of couple hinges L/H=1

Categoria commerciale: 2E



- Cerniera pesante a 3 ali con perno sfilabile
- Heavy hinge with 3 wings and extractable pivot
- Paumelle lourde avec 3 ailes et pivot à déboîter
- Anschweißband 3-teilig schwere Ausführung mit lose Zapfen

## 415i

	L	A	B	D			
<b>415i-140</b>	145	36	62	Ø11,7	inox	250 Kg*	10
<b>415i-170</b>	174	44	75	Ø11,7	inox	250 Kg*	20
<b>415i-200</b>	205	52	89	Ø13,6	inox	350 Kg*	16

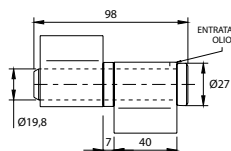
\* valore portata a coppia L/H=1 / capacity of couple hinges L/H=1

Categoria commerciale: 2E

SU RICHIESTA | ON REQUEST







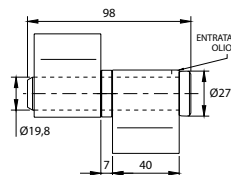
- Cernierona a 2 ali aperte perno sfilabile con rondella in ottone
- Big hinge 2 open wings extractable pivot with brass washer
- Paumelle grande 2 ailes ouvertes pivot à déboîter avec rondelle en laiton
- Winkelband mit 2 offenen Flügeln schwere Ausführung loser Zapfen mit Unterlegscheibe aus Messing

440i

440i-90	inox	800 Kg*	4	2,2

\* valore portata a coppia L/H=1 / capacity of couple hinges L/H=1

Categoria commerciale: 2E



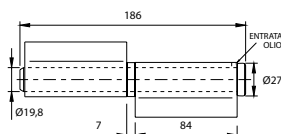
- Cernierona a 2 ali chiuse perno sfilabile con rondella in ottone
- Big hinge 2 closed wings extractable pivot with brass washer
- Paumelle grande 2 ailes fermées avec pivot à déboîter et rondelle en laiton
- Flachband 2-teilig schwere Ausführung mit losem zapfen und Unterlegscheibe aus Messing

450i

450i-90	inox	400 Kg*	4	2,2

\* valore portata a coppia L/H=1 / capacity of couple hinges L/H=1

Categoria commerciale: 2E



- Cernierona a 2 ali lunghe aperte perno sfilabile con rondella in ottone
- Big hinge 2 long open wings extractable pivot with washer and bearing
- Paumelle grande 2 ailes grandes et ouvertes, pivot à déboîter avec rondelle et roulement
- Winkelband mit 2 langen offenen Flügeln schwere Ausführung mit losem Zapfen, Unterlegscheibe und Kugellager

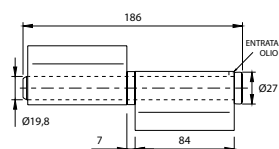
456i

456i-180	inox	800 Kg*	4	4,3

\* valore portata a coppia L/H=1 / capacity of couple hinges L/H=1

Categoria commerciale: 2E

SU RICHIESTA | ON REQUEST



- Cernierona a 2 ali lunghe chiuse perno sfilabile con rondella in ottone
- Big hinge 2 closed wings extractable pivot with brass washer
- Paumelle grande 2 ailes fermées avec pivot à déboîter et rondelle en laiton
- Flachband 2-teilig schwere Ausführung mit losem Zapfen und Unterlegscheibe aus Messing

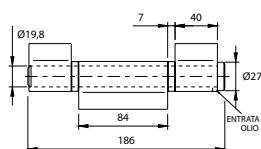
458i

458i-180	inox	800 Kg*	4	4,1

\* valore portata a coppia L/H=1 / capacity of couple hinges L/H=1

Categoria commerciale: 2E

SU RICHIESTA | ON REQUEST



- Cernierona a 3 ali aperte perno sfilabile con rondella in ottone
- Big hinge 3 open wings extractable pivot with brass washers
- Paumelle grande 3 ailes ouvertes avec pivot à déboîter et rondelles en laiton
- Winkelband 3-teilig schwere Ausführung mit losem Zapfen und Unterlegscheibe aus Messing

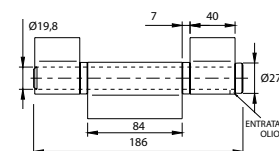
460i

460i-180	inox	800 Kg*	4	4,3

\* valore portata a coppia L/H=1 / capacity of couple hinges L/H=1

Categoria commerciale: 2E

SU RICHIESTA | ON REQUEST



- Cernierona a 3 ali chiuse perno sfilabile con rondella in ottone
- Big hinge 3 closed wings extractable pivot with washer
- Paumelle grande 3 ailes fermées avec pivot à déboîter et rondelle
- Flachband 3-teilig schwere Ausführung mit losem Zapfen und Unterlegscheibe

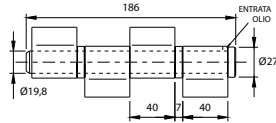
470i

470i-180	800 Kg*	4		4,20

\* valore portata a coppia L/H=1 / capacity of couple hinges L/H=1

Categoria commerciale: 2E

SU RICHIESTA | ON REQUEST



- Cernierona a 4 ali aperte perno sfilabile con rondelle in ottone
- Big hinge 4 open wings extractable pivot with brass washers
- Paumelle grande 4 ailes ouvertes avec pivot à déboîter et rondelles en laiton
- Winkelband 4-teilig schwere Ausführung mit losem Zapfen und Unterlegscheiben aus Messing

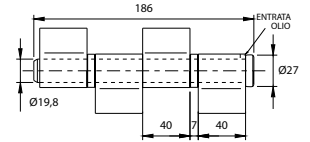
## 480i

<b>480i-180</b>	inox	800 Kg*	4	4,1

\* valore portata a coppia L/H=1 / capacity of couple hinges L/H=1

Categoria commerciale: 2E

SU RICHIESTA | ON REQUEST



- Cernierona a 4 ali chiuse perno sfilabile con rondelle in ottone
- Big hinge 4 closed wings extractable pivot with brass washers
- Paumelle grande 4 ailes fermées avec rondelles et pivot à déboîter
- Flachband 4-teilig schwere Ausführung mit losen Zapfen und Unterlegscheiben aus Messing

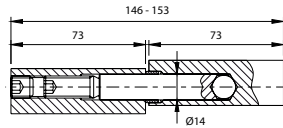
## 485i

<b>485i-180</b>	inox	800 Kg*	4	4,1

\* valore portata a coppia L/H=1 / capacity of couple hinges L/H=1

Categoria commerciale: 2E

SU RICHIESTA | ON REQUEST



- Cerniera a goccia tornita perno acciaio regolabile 7 mm
- Turned drop hinge, 7mm adjustable, with steel pivot
- Paumelle à goutte tournée, réglable 7mm. avec pivot en acier
- Formgepresstes und 7 mm-verstellbares Tropfenband mit Zapfen aus Stahl

## 500i

<b>500i-150</b>	inox	146-153	300 Kg*	10

\* valore portata a coppia L/H=1 / capacity of couple hinges L/H=1

Categoria commerciale: 2E




- Chiavistello inox
- Stainless steel latch
- Verrou inox
- Riegel aus Edelstahl

## 620i

<b>620i</b>	inox	50		2,1

Categoria commerciale: 2G



- Maniglione tubolare dritto in acciaio inox aisi 316l
- Straight s/s aisi 316l pull handle
- Poignée droite en acier inox aisi 316l
- Gerader Rohrförmiger Stosgriff aus Edelstahl aisi 316l

## 679i

<b>679i</b>	Ø30	inox	1	0,7

Categoria commerciale: 2H

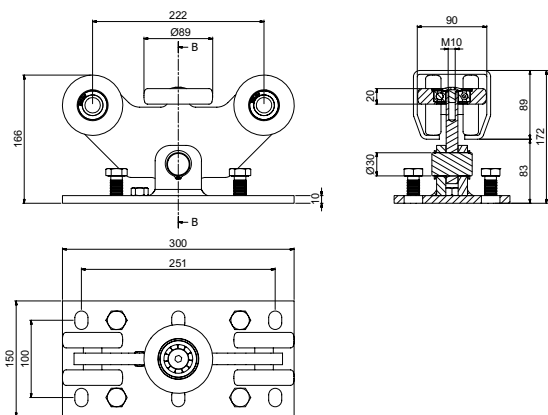


- Catenaccio autobloccante da avvitare punta tonda Ø12 Corsa 30mm
- Self-locking bolt to be screwed with rod Ø 12 Stroke 30mm
- Verrou autobloquant à visser avec pointe ronde Ø 12 Course 30mm
- Selbstsperrender Stangenriegel zum Anschrauben mit Stange Ø 12 Hub 30mm

## 730i

<b>730i</b>	inox	4		1,6

Categoria commerciale: 2D

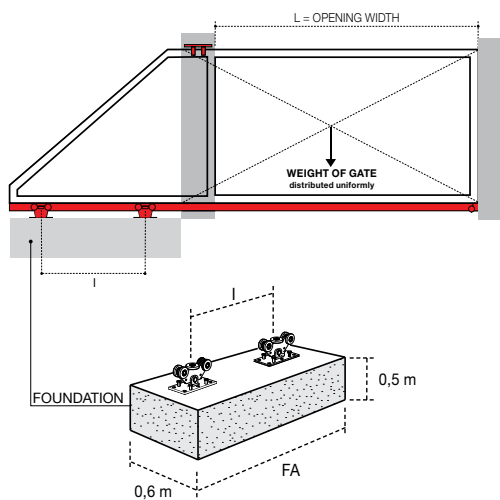


## CGi-350.5P

- Carrello autoportante 5 ruote per cancelli a sbalzo
- 5 wheels cantilever carriage for gates
- Chariot autoportant 5 roues pour portails
- 5-rädriger Laufwagen für freitragende Tore

<b>CGi-350P</b>	1000 Kg	CGS-345P	4 x CGS-348 M16	inox	1	11,0

Categoria commerciale: 1Q



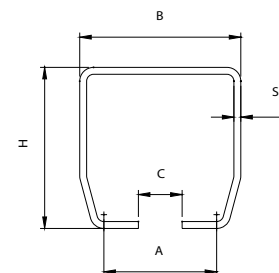
## CGi-350.5 INOX PICCOLO

### CARATTERISTICHE

- Corpo monoblocco che assicura resistenza alla struttura
- Indicato per i climi più umidi in quanto evita la corrosione del carrello
- Cuscinetti silenziosi di nuova generazione schermati per una migliore protezione dalla polvere; adatti a temperature che vanno dai -30° ai +80°
- 4 ruote di supporto in acciaio inox
- Rotella centrale di allineamento
- Perno centrale di rotazione






### FEATURES

- Monoblock body that ensure strenght to the structure
- Suitable to the humid climate to avoid the carriage corrosion
- Noiseless bearings of new generation shielded to protect against dust suitable for temperatures from -30 ° C to + 80 ° C
- 4 support stainless steel wheels
- Alignment central wheel
- Central rotation pin



## CGi-345P

- Monorotaia in acciaio inox per cancelli auto-portanti
- Monorail in stainless steel for cantilever gates
- Rail en aluminium extrudé pour portails autoportants
- Einfachschiene aus fließgepresstem Aluminium für selbsttragende Tore

			L	B	H	S		
<b>CGi-345P</b>	Piccolo	inox	3000	100	89	5	1	32,3
<b>CGi-345P</b>	Piccolo	inox	6000	100	89	5	1	72,5

Categoria commerciale: 1R

### CGi -350.5 P (F1max = 1000 Kg)


	L=2,5 m		L=3 m		L=3,5 m		L=4 m		L=4,5 m	
Weight (Kg)	FA (m)	I (m)	FA (m)	I (m)	FA (m)	I (m)	FA (m)	I (m)	FA (m)	I (m)
100	0,90	0,20	1,00	0,30	1,00	0,40	2,00	1,30	1,20	0,50
125	1,00	0,30	1,10	0,40	1,10	0,40	2,20	1,50	1,30	0,60
150	1,10	0,40	1,10	0,40	1,20	0,50	2,30	1,60	1,40	0,70
175	1,10	0,40	1,20	0,50	1,30	0,60	2,60	1,90	1,50	0,80
200	1,20	0,50	1,30	0,60	1,40	0,70	2,80	2,10	1,60	0,90
225	1,30	0,60	1,40	0,70	1,50	0,80	3,00	2,30	1,70	1,00
250	1,30	0,60	1,40	0,80	1,60	0,90	3,30	2,60	1,80	1,20
275	1,40	0,70	1,50	0,80	1,70	1,00	3,50	2,80	2,00	1,30
300	1,50	0,80	1,60	1,00	1,80	1,10	3,90	3,20	2,10	1,50



-Contro piastra per carrelli piccolo  
 -Counter plate for carriages small  
 -Contre-plaque pour chariots peti  
 -Gegenplatte für Laufwagen gross

## CGi-05

<b>CGi-05P</b>	Piccolo	inox	2	2,7
Categoria commerciale: 1T				



-Piastra guida cancello regolabile con ala lunga a fissare  
 -Adjustable gate guide to be fixed with long wing side plate  
 -Plaque guide portail réglable à fixer avec aile longue  
 -Verstellbare Torführungsplatte mit langem Flügel zum Aufschrauben

## CGi-251

<b>CGi-251</b>	L=350 Ø40	inox	70-110	1 6,7
Categoria commerciale: 1S				



-Incontro inferiore a fissare  
 -Bottom end cup to be fixed  
 -Butée inférieure à fixer  
 -Unterauflageschuh zum Aufschrauben

## CGi-346

<b>CGi-346P</b>	Piccolo	inox	2	3,5
Categoria commerciale: 1T				



-Ruota terminale per monorotaia  
 -End wheel for monorail  
 -Galet d'extrémité pour rail  
 -Endrad für Einfachschiene

## CGi-347

<b>CGi-347P</b>	Piccolo	inox	2	3,4
Categoria commerciale: 1T				



-Ancorante filettato per carrelli CGS 350 e CGS 350.8  
 -Threaded tie rods for carriages CGS 350 and CGS 350.8  
 -Tirant fileté pour chariots CGS 350 et CGS 350.8  
 -Gewindestange für Laufwagen CGS 350 e CGS 350.8

## CGi-348

<b>CGi-348</b>	M16	inox	12	8,3
Categoria commerciale: 1T				

Life  
made  
easy

**COMUNELLO**  
**GATE** DIVISION





# Industrial door components



## LEGENDA



Articolo / Article



Misura specifica / Measure



Finitura / Finishing



Regolazione / Regulation



Portata / Capacity



Portata singolo carrello / Capacity of single carriage



Abbinamento monorotaia / Related monorail



Abbinamento tiranti / Related tie rods



Pezzi per confezione / Pcs for pack



Peso confezione / Weight of pack



Prezzo / Price



Lubrificazione / Greasing



Cuscinetti / Bearings



Accessori in acciaio inox / S-Steel accessories





- Tappo ammortizzatore ante
- Door leaf stopper
- Embout d'amortissage vantaux
- Stossdämpfer für Türe

**239**

239	10	0,6

Categoria commerciale: 3E




- Battente finecorsa per monorotaie art. 398/399
- End-stopper for guides art. 398/399
- Butée de fin de course pour rails art. 398/399
- Letzter Türflügel für Laufschiene art. 398/399

**246**

246	zinc	4	1,3

Categoria commerciale: 3G



- Guida per portoni scorrevoli
- Guide for sliding doors
- Guide pour portails coulissants
- Führung für Schiebetüren

**248**

248-60	Ø60	zinc	4	2,2
248-70	Ø70	zinc	4	1,8
248-80	Ø80	zinc	4	2,1

Categoria commerciale: 3H



- Deviatore regolabile per impacchettamento laterale
- Adjustable switcher for side folding
- Deviateur réglable pour portail pliable lateral
- Regulierbarer Ablenker für seitliche Paket-Lagerung

**249-30**

249-30	zinc	4	3,8

Categoria commerciale: 3E



- Maniglia ad incasso
- Flush-mounted handle
- Poignée à encaisser
- Muschelgriff

**270**

270P	Piccolo	zinc	30	2,5
270G	Grande	zinc	30	7,3

Categoria commerciale: 1H



- Maniglia ad incasso con leva
- Flush-mounted handle with lever
- Poignée à encaisser avec levier
- Muschelgriff mit Triebriegel

**272**

272	Grande	zinc	30	11,4

Categoria commerciale: 1H



-Giunzione monorotaia  
 -Guide connection  
 -Jonction rail  
 -Verbindungsstück Laufschiene

## 352

<b>352 P</b>	piccolo/small	zinc	4	7,8
<b>352 G</b>	grande/large	zinc	4	11,7

Categoria commerciale: 3G



-Staffa regolabile a parete mm. 185  
 -Adjustable wall rod 185 mm.  
 -Support réglable au mur mm. 185  
 -Regulierbarer Wandbügel 185 mm.

## 354 185

<b>354-185</b>	piccolo/small	zinc	47-165	150 Kg	2	2,8

Categoria commerciale: 3G

Distanza massima raccomandata considerando un carico di R = 310 applicato sulla parte finale: 700 mm  
 Recommended maximum distance considering a load of R = 310 applied on the end part: 700 mm  
 Distance maximal recommandée considérant une charge de R = 310 appliquée sur la partie finale: 700 mm  
 Maximal empfohlene Entfernung bei einer am Endteil angebrachten Ladung von R=310 beträgt 700mm



-Staffa regolabile a parete mm. 330  
 -Adjustable wall rod 330 mm.  
 -Support réglable au mur mm. 330  
 -Regulierbarer Wandbügel 330 mm

## 354 330

<b>354-330</b>	grande/large	zinc	47-310	130 Kg	2	4,8

Categoria commerciale: 3G

Distanza massima raccomandata considerando un carico di R = 310 applicato sulla parte finale: 700 mm  
 Recommended maximum distance considering a load of R = 310 applied on the end part: 700 mm  
 Distance maximal recommandée considérant une charge de R = 310 appliquée sur la partie finale: 700 mm  
 Maximal empfohlene Entfernung bei einer am Endteil angebrachten Ladung von R=310 beträgt 700mm



-Supporto guida regolabile  
 -Adjustable guide support  
 -Support guide réglable  
 -Regulierbarer Ablenker führung

## 355

<b>355 P</b>	piccolo/small	zinc	150 Kg	2	2,6	
<b>355 G</b>	grande/large	zinc	200 Kg	2	3,3	

Categoria commerciale: 3G



-Supporto regolabile a saldare  
 -Adjustable switcher to be welded  
 -Deviateur réglable à souder  
 -Regulierbarer Ablenker zum Schweißen

## 355 S

<b>355/S</b>	zinc	200 Kg	4	2,1

Categoria commerciale: 3G



-Supporto a soffitto  
 -Adjustable switcher  
 -Deviateur réglable au mur  
 -Regulierbarer Ablenker

## 356

<b>356 P</b>	piccolo/small	zinc	150 Kg	2	4,1	
<b>356 G</b>	grande/large	zinc	200 Kg	2	5,0	

Categoria commerciale: 3G

Distanza massima raccomandata: 700 mm  
 Recommended maximum distance: 700 mm  
 Distance maximal recommandée: 700 mm  
 Maximal empfohlene Entfernung beträgt 700mm



-Guida inferiore a cementare da mt. 6,00  
-Lower guide to be cemented, length 6 meters  
-Guide inferieure à sceller de m. 6,00  
-Untere Schiene zum Einzementieren, Länge 6 m

**358**

<b>358</b>	L=6000	zinc	1	21,3

Categoria commerciale: 3G



-Incontro a pavimento in alluminio  
-Aluminium floor strike plate  
-Butoir au sol en aluminium  
-Bodenaufschuh aus Aluminium

**361**

<b>361 P</b>	piccolo/small	2	1,2	
<b>361 G</b>	grande/large	2	1,2	

Categoria commerciale: 3E



-Battuta per ante intermedie in alluminio  
-Step for intermediate ante in aluminium  
-Butee pour vantaux intermediaires en aluminium  
-Stütze für mittleren Türflügel aus Aluminium

**362**

<b>362</b>	2	1,2	

Categoria commerciale: 3E



-Incontro a pavimento in alluminio  
-Aluminium floor strike plate  
-Guidage au sol en aluminium  
-Bodenaufschuh aus Aluminium

**363**

<b>363</b>	2	2,5	

Categoria commerciale: 1G



-Incontro a pavimento in alluminio regolabile  
-Adjustable aluminium floor strike plate  
-Butoir au sol en aluminium réglable  
-Bodenaufschuh aus Aluminium regulierbar

**364**

<b>364</b>	D=18-43	2	1,4

Categoria commerciale: 3E



-Incontro per aste  
-Floor strike plate for rods  
-Butoir pour tringles  
-Aufschuh für Stangen

**365**

<b>365</b>	acciaio/steel	zinc	10	1,9
<b>365</b>	alluminio/aluminium		10	1,9

Categoria commerciale: 3E



- Incontro a pavimento per chiusura antipanico
- Floor strike plate for panic exit device
- Butoir au sol pour fermeture antipanique
- Bodenaufschuh für Antipaniktür

## 366

<b>366</b>	S = 22	2	1,5
<b>366</b>	S = 42	2	1,5

Categoria commerciale: 3E



- Incontro a pavimento in nylon nero, con rinforzo in acciaio
- Black nylon floor strike plate, with steel reinforcement
- Butoir au sol en nylon noir, avec renfort en acier
- Bodenaufschuh aus schwarzem Nylon mit Verstärkung aus Stahl

## 367

<b>367</b>		2	0,6

Categoria commerciale: 3E

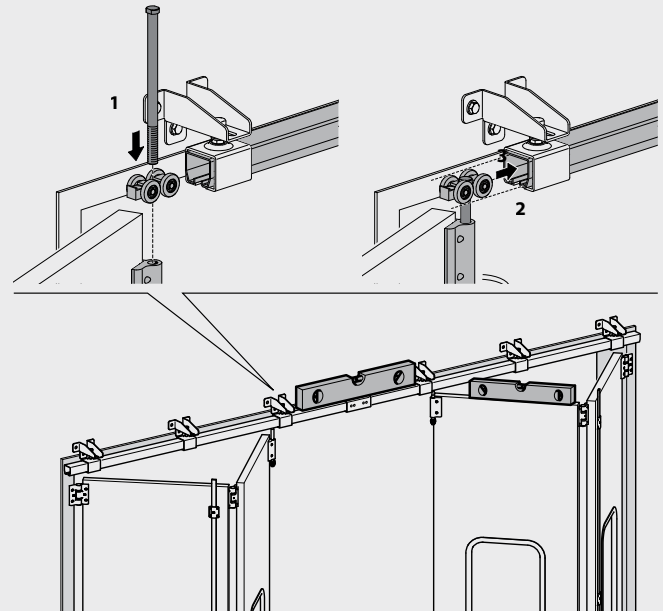


- Carrello piccolo a 4 ruote in acciaio
- Small steel trolley with four wheels
- Chariot petit à 4 galets en acier
- Rollenapparat klein mit 4 Stahlrollen

## 375 P

<b>375P-16</b>	16 mm	zinc	Ø16,3	400 Kg	4	3,2
<b>375P-20</b>	20 mm	zinc	Ø20,5	400 Kg	4	3,2

Categoria commerciale: 3B



- Carrello grande a 4 ruote in acciaio per perno da mm. 20
- Large steel trolley with four wheels for pin, 20 mm.
- Chariot grand à 4 galets en acier pour pivot de mm. 20
- Rollenapparat gross mit 4 Stahlrollen

## 375 G

<b>375 G</b>	grande/large	zinc		800 Kg	4	9,2

Categoria commerciale: 3B



- Carrello piccolo a 4 ruote in nylon
- Small nylon trolley with four wheels
- Chariot petit à 4 galets en nylon
- Rollenapparat klein mit 4 Nylonrollen

## 376 P

<b>376 P</b>	16 mm	zinc	Ø16,3	400 Kg	4	2,1
<b>376 P</b>	20 mm	zinc	Ø20,5	400 Kg	4	2,1

Categoria commerciale: 3B



- Perno superiore per carrelli
- Upper pin for trolleys
- Pivot supérieur pour chariots
- Oberer Bolzen für Rollenapparate

**377**

<b>377P</b>	piccolo/small	zinc	400 Kg	4	1,6
<b>377G-290</b>	grande/large	zinc - trop	800 Kg	4	3,1
<b>377G-290</b>	grande/large	zinc nero/black galv	800 Kg	4	3,1
<b>377G-330</b>	grande/large	zinc - trop	800 Kg	4	3,5
<b>377G-330</b>	grande/large	zinc nero/black galv	800 Kg	4	3,5

Categoria commerciale: 3E



- Perno superiore ribassato
- Lowered upper pin
- Pivot supérieur surbaisse
- Oberer Bolzen herabgesenkt

**377 R**

<b>377 R-330</b>	zinc-trop	400 Kg	4	3,6	
<b>377 R-330</b>	zinc nero/black galv	400 Kg	4	3,6	

Categoria commerciale: 3E



- Perno superiore per scorrevoli zincato
- Galvanized upper pin for sliding doors
- Pivot supérieur pour portail coulissant zingué
- Oberer Bolzen für Schiebetüren verzinkt

**377 G-SC**

<b>377 G-SC</b>	zinc	400 Kg	4	1,4	

Categoria commerciale: 3E

SU RICHIESTA | ON REQUEST



- Perno inferiore regolabile
- Adjustable lower pin
- Pivot inférieur réglable
- Unterer Bolzen regulierbar

**378**

<b>378 P</b>	piccolo/small	zinc		4	0,8
<b>378 G</b>	grande/large	zinc	su richiesta	4	1,8

Categoria commerciale: 3E



- Perno inferiore regolabile con cuscinetto
- Adjustable lower pin with bearing
- Pivot inférieur réglable avec roulement
- Unterer Bolzen mit Kugellager regulierbar

**379**

<b>379 P</b>	piccolo/small	zinc	su richiesta	4	1,0
<b>379 G-135</b>	grande/large	zinc - trop		4	1,5
<b>379 G-135</b>	grande/large	zinc nero/black galv		4	1,5
<b>379 G-200</b>	grande/large	zinc - trop		4	2,2
<b>379 G-200</b>	grande/large	zinc nero/black galv		4	2,2

Categoria commerciale: 3E



- Profilo ad "u" per deviatori ad impacco laterale
- "U" profile for side folding switches
- Profil en "u" pour deviateurs pour portail pliable lateral
- U-Profil für Ablenker für seitliche Paket-Lagerung

**387**

<b>387</b>	L=6000	Ral 9005	1	9,4	

Categoria commerciale: 3G



- Bandiera reversibile per impacco laterale 4/6 ante
- Reversible jib for 4/6-leaf side folding
- Penture reversible pour portail pliable lateral 4/6 vantaux
- Reversible Schwenkplatte für seitliche Paket-Lagerung bei 4/6 Türen

## 388-389

<b>388</b>	4 ante*	Ral 9005	1	12,5
<b>389</b>	6 ante*	Ral 9005	1	15,0

Categoria commerciale: 3G

\*4/6-LEAF - 4/6 VANTAUX - 4/6 TÜREN



- Carrello in alluminio pressofuso a 3 ruote
- Die-cast aluminium trolley with three wheels
- Chariot en aluminium moule a 3 galets
- Rollenapparat aus Alu-druckguss mit 3 Rollen

## 395 DX-SX

<b>395</b>	DX	Ral 9005	*	4 2,3
<b>395</b>	SX	Ral 9005	*	4 2,3

Categoria commerciale: 3B


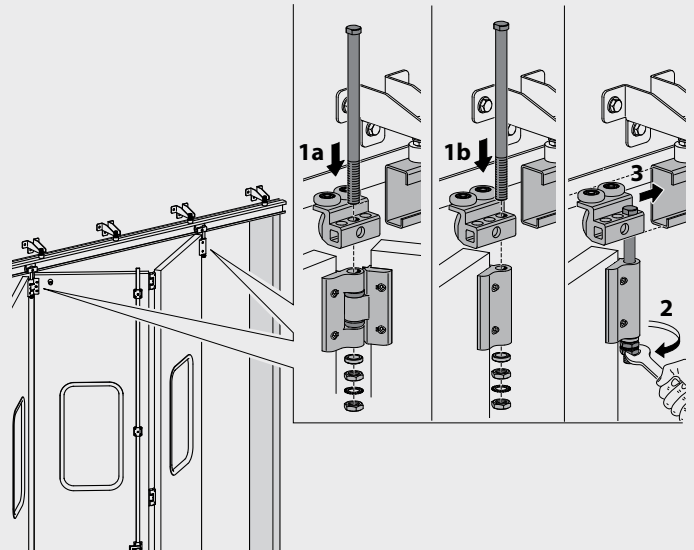


- Carrello reversibile in alluminio a 3 ruote
- Reversible aluminium trolley with three wheels
- Chariot reversible en aluminium a 3 galets
- Reversibler Rollenapparat aus Aluminium mit 3 Rollen

## 396

<b>396</b>	Ral 9005	280 Kg	4	3,6

Categoria commerciale: 3B




- Monorotaia superiore per carrelli 4 ruote grande zincata
- Large galvanized upper guide for trolleys with four wheels
- Rail superieur pour chariots 4 galets grands zingues
- Obere Laufschiene für Rollenapparate mit 4 Rollen gross verzinkt

## 398

<b>398</b>	L=3000	zinc	1	30,4
<b>398</b>	L=6000	zinc	1	60,7

Categoria commerciale: 3G



- Monorotaia superiore per carrelli 4 ruote piccola zincata
- Small galvanized upper guide for trolleys with four wheels
- Rail superieur pour chariots 4 galets petite zingues
- Obere Laufschiene für Rollenapparate mit 4 Rollen klein verzinkt

## 399

<b>399</b>	L=3000	zinc	1	16,7
<b>399</b>	L=5500	zinc	1	30,4
<b>399</b>	L=6000	zinc	1	33,3

Categoria commerciale: 3G





-Cariglione star piccolo  
-Small star lever bolt  
-Cremone star petite  
-Treibriegel star klein

## 690 MC

			CORSA*		
<b>690 MC</b>	DX	zinc - trop	31	2	1,9
<b>690 MC</b>	DX	Ral 9005	31	2	1,9
<b>690 MC</b>	SX	zinc - trop	31	2	1,8
<b>690 MC</b>	SX	Ral 9005	31	2	1,8

Categoria commerciale: 3A

\*MOVIMENTAZIONE ASTE - OPENING AND CLOSING RODS - MANUTENTION TRINGLES - STANGE BEWEGUNG



-Passante per aste 25x10  
-Rod guide 25x10  
-Traversant pour tringles 25x10  
-Lasche für Stangen 25x10

## 691 P

<b>691 P</b>	25x10	zinc - trop	50	2,7
<b>691 P</b>	25x10	Ral 9005	50	2,8

Categoria commerciale: 3A



-Passante per asta 30x10  
-Rod guide for 30 x 10 rod  
-Traversant pour tringle 30x10  
-Führungsaufnahme für Verbindungsstange 30x10

## 691 G

<b>691 G</b>	30x10	zinc - trop	50	7,1
<b>691 G</b>	30x10	Ral 9005	50	7,1

Categoria commerciale: 3A



-Asta di collegamento 25x10  
-Connection rod 25x10  
-Tringle de jonction 25x10  
-Verbindungsstange 25x10

## 692 P

<b>692P-25x10</b>	L=1200	zinc - trop	1	2,3
<b>692P-25x10</b>	L=1200	zinc nero/black galv	1	2,3
<b>692P-25x10</b>	L=3000	zinc - trop	1	5,9
<b>692P-25x10</b>	L=3000	zinc nero/black galv	1	5,9
<b>692P-25x10</b>	L=4800	zinc - trop	1	9,5
<b>692P-25x10</b>	L=4800	zinc nero/black galv	1	9,5

Categoria commerciale: 3A



-Asta di collegamento 30x10  
-Connection rod 30x10  
-Tringle de jonction 30x10  
-Verbindungsstange 30x10

## 692 G

<b>692G-30x10</b>	L=1200	zinc - trop	1	2,80
<b>692G-30x10</b>	L=1200	zinc nero/black galv	1	2,80
<b>692G-30x10</b>	L=3000	zinc - trop	1	7,00
<b>692G-30x10</b>	L=3000	zinc nero/black galv	1	7,00
<b>692G-30x10</b>	L=4800	zinc - trop	1	11,30
<b>692G-30x10</b>	L=4800	zinc nero/black galv	1	11,30

Categoria commerciale: 3A



-Cariglione star piccolo per aste interne  
-Small star lever bolt for internal rods  
-Cremone star petite pour tringles intérieures  
-Treibriegel star klein für innenstangen

## 693 MC

			CORSA*		
<b>693 MC</b>	DX	Ral 9005	31	2	2,500
<b>693 MC</b>	SX	Ral 9005	31	2	2,500

Categoria commerciale: 3A

SU RICHIESTA | ON REQUEST



-Cariglione star grande  
 -Large star lever bolt  
 -Cremone star grande  
 -Treibriegel star gross

## 694 MC

			CORSA*		
<b>694 MC</b>	DX	zinc - trop	40	2	3,8
<b>694 MC</b>	DX	Ral 9005	40	2	3,8
<b>694 MC</b>	SX	zinc - trop	40	2	3,8
<b>694 MC</b>	SX	Ral 9005	40	2	3,8

Categoria commerciale: 3A



-Asta di collegamento tubolare 25x10  
 -Connection tubular rod 25x10  
 -Tringle de jonction tubulaire 25x10  
 -Rohr-Verbindungsstange 25x10

## 695 P

<b>695P-25x10</b>	L=1200	zinc - trop	1	1,3	
<b>695P-25x10</b>	L=1200	zinc nero/black galv	1	1,3	
<b>695P-25x10</b>	L=3000	zinc - trop	1	3,4	
<b>695P-25x10</b>	L=3000	zinc nero/black galv	1	3,4	
<b>695P-25x10</b>	L=4800	zinc - trop	1	4,7	
<b>695P-25x10</b>	L=4800	zinc nero/black galv	1	4,7	

Categoria commerciale: 3A



-Asta di collegamento tubolare 30x10  
 -Connection tubular rod 30x10  
 -Tringle de jonction tubulaire 30x10  
 -Rohr-Verbindungsstange 30x10

## 695 G

<b>695G-30x10</b>	L=1200	zinc - trop	1	1,2	
<b>695G-30x10</b>	L=1200	zinc nero/black galv	1	1,2	
<b>695G-30x10</b>	L=3000	zinc - trop	1	3,4	
<b>695G-30x10</b>	L=3000	zinc nero/black galv	1	3,4	
<b>695G-30x10</b>	L=4800	zinc - trop	1	5,4	
<b>695G-30x10</b>	L=4800	zinc nero/black galv	1	5,4	

Categoria commerciale: 3A



-Asta di chiusura tubolare con maniglia 25x10  
 -Closing tubular rod with handle 25x10  
 -Tringle tubulaire de fermeture avec poignée 25x10  
 -Rohrverschlussstange mit Griffe 25x10

## 695 PM

			L		
<b>695 PM</b>	1,2 mt	zinc - trop	1200	1	1,2
<b>695 PM</b>	1,2 mt	zinc nero/black galv	1200	1	1,2

Categoria commerciale: 3A



-Asta di chiusura tubolare con maniglia 30x10  
 -Closing tubular rod with handle 30x10  
 -Tringle tubulaire de fermeture avec poignée 30x10  
 -Rohrverschlussstange mit Griffe 30x10

## 695 GM

			L		
<b>695 GM</b>	1,2 mt	zinc - trop	1200	1	1,4
<b>695 GM</b>	1,2 mt	zinc nero/black galv	1200	1	1,4

Categoria commerciale: 3A




-Cariglione star grande predisposto per cilindro  
 -Large star lever bolt for cylinder  
 -Cremone star grande pour cylindre  
 -Treibriegel star gross für Zylinder

## 696 MC

			CORSA*		
<b>696 MC</b>	DX	zinc - trop	40	2	3,0
<b>696 MC</b>	DX	Ral 9005	40	2	3,0
<b>696 MC</b>	SX	zinc - trop	40	2	3,0
<b>696 MC</b>	SX	Ral 9005	40	2	3,0

Categoria commerciale: 3A



- Cariglione star grande con maniglia esterna
- Large star lever bolt with external handle
- Cremone star grande avec béquille extérieure
- Treibriegel star gross

## 698 MC

<b>698MC-DX</b>	L=50	zinc - trop	2	4,3
<b>698MC-DX</b>	L=50	Ral 9005	2	4,3
<b>698MC-SX</b>	L=50	zinc - trop	2	4,3
<b>698MC-SX</b>	L=50	Ral 9005	2	4,3
<b>698MC-DX</b>	L=80	zinc - trop	2	4,4
<b>698MC-DX</b>	L=80	Ral 9005	2	4,4
<b>698MC-SX</b>	L=80	zinc - trop	2	4,5
<b>698MC-SX</b>	L=80	Ral 9005	2	4,4

Categoria commerciale: 3A



- Maniglione di trascinamento in nylon con passanti
- Nylon pull handle with guides
- Poignée d'entraînement en nylon avec traversants
- Nylongriff zum Ziehen mit Laschen

## 699

<b>699</b>	10	2,9

Categoria commerciale: 3F



- Cerniera doppia piccola in alluminio piana
- Small flat aluminium double hinge
- Paumelle double petite en aluminium plate
- Doppelscharnier klein aus Aluminium flach

## A370 P

<b>A370P</b>	piccola/small	Ral 9005	200 Kg	12	5,9

Categoria commerciale: 3D



- Cerniera doppia piccola in alluminio senza perno
- Small flat aluminium double hinge, without pin
- Paumelle double petite en aluminium plate, sans pivot
- Doppelscharnier klein aus Aluminium flach, ohne Bolzen

## A371 P

<b>A371 P</b>	piccola/small	Ral 9005	200 kg	4	1,4

Categoria commerciale: 3D



- Cerniera doppia grande in alluminio con battute
- Large aluminium double hinge with steps
- Paumelle double grande en aluminium avec butées
- Doppelscharnier gross aus Aluminium mit Stützen

## A380 G

<b>A380 G</b>	grande/large	Ral 9005	400 Kg	12	11,7

Categoria commerciale: 3D



- Cerniera doppia piccola in alluminio con battute
- Small aluminium double hinge with steps
- Paumelle double petite en aluminium avec butées
- Doppelscharnier klein aus Aluminium mit Stützen

## A380 P

<b>A380 P</b>	piccola/small	Ral 9005	200 Kg	12	6,0

Categoria commerciale: 3D

SU RICHIESTA | ON REQUEST

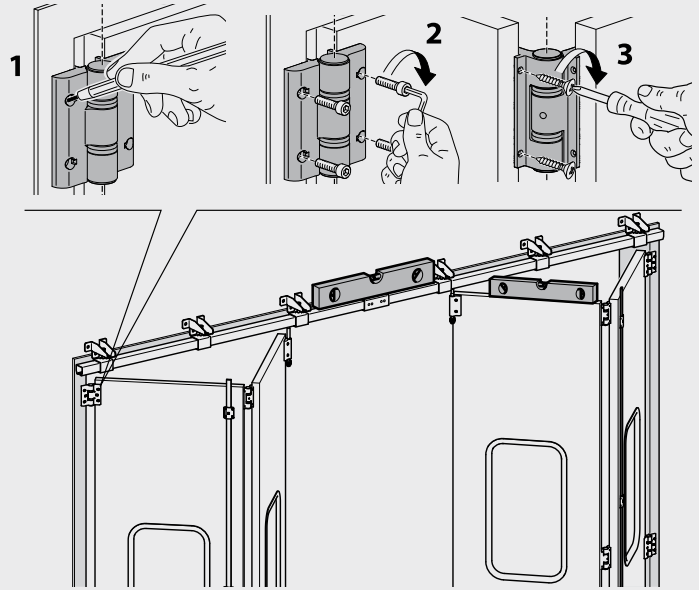




-Cerniera doppia in alluminio piana, regolabile  
 -Flat aluminium double hinge, adjustable  
 -Paumelle double en aluminium plate, réglable  
 -Doppelscharnier aus aluminium flach, regulierbar

## A380 R

<b>A380 R</b>	Ral 9005	400 Kg	4	4,0
Categoria commerciale: 3D				



-Cerniera doppia grande in alluminio con battute, senza perno  
 -Large aluminium double hinge with steps, without pin  
 -Paumelle double grande en aluminium avec butées, sans pivot  
 -Doppelscharnier gross aus Aluminium mit Stützen, ohne Bolzen

## A381 G

<b>A381 G</b>	grande/large	Ral 9005	400 Kg	4	2,8
Categoria commerciale: 3D					



-Cerniera doppia piccola in alluminio con battute, senza perno  
 -Small aluminium double hinge with steps, without pin  
 -Paumelle double petite en aluminium, avec butées, sans pivot  
 -Doppelscharnier klein aus Aluminium mit Stützen, ohne Bolzen

## A381 P

<b>A381 P</b>	piccola/small	Ral 9005	200 Kg	4	2,2
Categoria commerciale: 3D			SU RICHIESTA   ON REQUEST		

SU RICHIESTA | ON REQUEST



-Cerniera singola piccola in alluminio piana  
 -Small flat aluminium hinge  
 -Paumelle simple petite en aluminium plate  
 -Einzel-Scharnier klein aus Aluminium flach

## A384 P





<b>A384 P</b>	piccola/small	Ral 9005	150 Kg	4	1,0
Categoria commerciale: 3D			SU RICHIESTA   ON REQUEST		

SU RICHIESTA | ON REQUEST



-Cerniera singola piccola in alluminio con battuta  
 -Small aluminium hinge with step  
 -Paumelle simple petite en aluminium avec butée  
 -Einzel-scharnier klein aus Aluminium mit Stütze

## A385 P

					
<b>A385 P</b>	piccola/small	Ral 9005	150 Kg	4	1,0
Categoria commerciale: 3D					



- Cerniera singola in alluminio pressofuso con battuta disassata
- Die-cast aluminium hinge with off-centre step
- Paumelle simple en aluminium moulée avec butée desaxée
- Einzel-Scharnier aus Alu-druckguss mit ausserachsiger Stütze

## P365

<b>P365</b>	Ral 9005	200 Kg	4	1,8

Categoria commerciale: 3D



- Cerniera singola ridotta in alluminio pressofuso con battuta
- Reduced die-cast aluminium hinge with step
- Paumelle simple reduite en aluminium moulée avec butée
- Einzel-scharnier reduziert aus Alu-druckguss mit Stütze

## P365 R

<b>P365 R</b>	Ral 9005	200 Kg	4	1,6

Categoria commerciale: 3D

SU RICHIESTA | ON REQUEST



- Cerniera inferiore in alluminio pressofuso decentrata
- Off-centre die-cast aluminium lower hinge
- Paumelle inférieure en aluminium moulée décentrée
- Unteres-Scharnier aus Alu-druckguss dezentriert

## P368 I

<b>P368 I</b>	Ral 9005	4	2,6	

Categoria commerciale: 3D



- Cerniera superiore/inferiore maggiorata decentrata
- Off-center oversized upper/lower hinge
- Paumelle supérieure/inferieure surdimensionnée décentralisée
- Dezentralisiertes oberes/unteres Scharnier vergrößert

## P368 M

<b>P368 M</b>	Ral 9005	200 Kg	4	2,5

Categoria commerciale: 3D

SU RICHIESTA | ON REQUEST



- Cerniera superiore in alluminio pressofuso decentrata
- Off-centre die-cast aluminium upper hinge
- Paumelle supérieure en aluminium moulée décentrée
- Oberes Scharnier aus Alu-druckguss dezentriert

## P368 S

<b>P368 S</b>	Ral 9005	130 Kg	4	2,6

Categoria commerciale: 3D



- Cerniera doppia in alluminio pressofuso piana
- Flat die-cast aluminium double hinge
- Paumelle double en aluminium moulée plate
- Doppelscharnier aus Alu-druckguss flach

## P370

<b>P370</b>	Ral 9005	300 Kg	12	12,6

Categoria commerciale: 3D



- Cerniera doppia in alluminio pressofuso piana, senza perno
- Flat die-cast aluminium double hinge, without pin
- Paumelle double en aluminium moulée plate, sans pivot
- Doppelscharnier aus Alu-druckguss flach, ohne Bolzen

## P371

<b>P371</b>	Ral 9005	300 Kg	4	3,1

Categoria commerciale: 3D



- Cerniera doppia in alluminio pressofuso con battute
- Die-cast aluminium double hinge with steps
- Paumelle double en aluminium moulée avec butées
- Doppelscharnier aus Alu-druckguss mit Stützen

## P380

<b>P380</b>	Ral 9005	300 Kg	12	13,0

Categoria commerciale: 3D



- Cerniera doppia in alluminio pressofuso con battute, senza perno
- Die-cast aluminium double hinge, without pin
- Paumelle double en aluminium moulée avec butées, sans pivot
- Doppelscharnier aus Alu-druckguss mit Stützen, ohne Bolzen

## P381

<b>P381</b>	Ral 9005	300 Kg	4	5,0

Categoria commerciale: 3D



- Cerniera singola in alluminio pressofuso con battuta
- Die-cast aluminium hinge with step
- Paumelle simple en aluminium moulée avec butée
- Einzel-scharnier aus Alu-druckguss mit Stütze

## P385

<b>P385</b>	Ral 9005	200 Kg	4	2,2

Categoria commerciale: 3D



- Tappo coprivite per cerniera p380
- Screw cover for hinge p380
- Embout couvre-vis pour paumelle p380
- Stöpsel für p380 schraube

## R383-13.5

<b>R383</b>	Ral 9005	200	0,8

Categoria commerciale: 3E



- Tappo di testa per cerniera p380
- Supperper for hinge p380
- Embout de tête pour paumelle p380
- Stöpsel für Scharnierkopf p380

## R383-33

<b>R383</b>	Ral 9005	200	0,8

Categoria commerciale: 3E





-Perno per cerniera p380  
-Pin for hinge p380  
-Pivot pour paumelle p380  
-Bolzen für Scharnier p380

**R378**

<b>R378</b>	zinc	20	6,0

Categoria commerciale: 3E



-Cuscinetto 20x36x11 zinc. Nero per p380  
-Bearing 20x36x11 black galvanized for p380  
-Roulement 20x36x11 zinc. Noir pour p380  
-Lager 20x36x11 schwarz-verzinkt für p380

**400**

<b>400-20</b>	zinc nero/black galv	100	4,7


Categoria commerciale: 1E

## KIT DOOR 2+2

<b>Kit door 2+2</b>	93,0

Categoria commerciale: 3L

-Kit accessori per la realizzazione di un portone 2+2  
-Kit accessories for the construction of a door 2+2  
-Kit accessoires pour la construction d'une porte 2+2  
-Zubehörsatz für einen Tor 2+2



**393 x 1**



**396 x 2**



**377 G330 x 2**



**379 G135 x 2**



**354 185 x 6**



**355 S x 6**



**367 x 1**



**P380 x 12**



**P365 x 4**



**694 DX x 1  
694 SX x 1**



**691 G x 8**



**695 G 1200 x 2  
695 G 3000 x 2**



**699 x 2**



**365 x 2**

# La divisione fa la forza

Tre divisioni che esprimono quelli che sono i valori di Comunello:  
qualità assoluta, alta precisione, ricerca e innovazione.  
Ogni progetto è apertura verso il futuro e riferimento sicuro  
per i settori specifici di ciascuna divisione.

**COMUNELLO**  
GATE DIVISION

**COMUNELLO**  
FRAME DIVISION

**COMUNELLO**  
AUTOMATION



L'azienda è attenta al rispetto dell'ambiente e a tutte le tematiche inerenti la sicurezza sul lavoro e la tutela della salute di tutti i suoi lavoratori. Inoltre, per una maggiore garanzia e controllo della qualità del prodotto, l'Azienda gestisce un sistema di gestione conforme alle norme UNI EN ISO 9001:2008 certificato dal TÜV SÜD / *The Company takes its environmental responsibilities seriously and is committed to respecting Health and Safety laws so as to provide a safe working environment for its employees. Furthermore, in order to provide a further guarantee and greater control over the quality of the products, the Company uses a management system in line with UNI EN ISO 9001:2008 standards as certified by TÜV SÜD.*

# CONDIZIONI GENERALI DI VENDITA

## 1. GENERALITÀ

- 1.1 Il presente documento si rivolge ai clienti (di seguito "Clienti") di FRATELLI COMUNELLO SPA (di seguito "FRATELLI COMUNELLO SPA").
- 1.2 Esso intende definire le disposizioni che disciplineranno tutti i contratti d'acquisto stipulati tra FRATELLI COMUNELLO SPA e ciascun Cliente (di seguito "Condizioni Generali di Vendita").
- 1.3 I contratti d'acquisto assoggettati alle Condizioni Generali di Vendita hanno ad oggetto i prodotti con marchio COMUNELLO (di seguito "Prodotti").

## 2. OFFERTE PREVENTIVI

- 2.1 Le offerte formulate da FRATELLI COMUNELLO SPA ai Clienti conservano efficacia per un periodo massimo di 20 (venti) giorni dalla data di invio delle stesse.

## 3. ORDINI

- 3.1 Ai sensi dell'articolo 1329 c.c., gli ordini d'acquisto sottoscritti dai Clienti ed indirizzati a FRATELLI COMUNELLO SPA costituiscono proposta ferma ed irrevocabile per un periodo di 30 (trenta) giorni dalla data della loro ricezione da parte di FRATELLI COMUNELLO SPA.
- 3.2 Il contratto d'acquisto si perfeziona con:
  - a) la conferma scritta dell'ordine d'acquisto da parte di FRATELLI COMUNELLO SPA;
  - b) con l'esecuzione materiale dell'ordine d'acquisto da parte di FRATELLI COMUNELLO SPA.
- 3.3 Qualsiasi modifica o integrazione di singole disposizioni delle Condizioni Generali di Vendita o dell'ordine d'acquisto sono prive di efficacia se non espressamente approvate per iscritto da FRATELLI COMUNELLO SPA. In caso di modifiche all'ordine d'acquisto, FRATELLI COMUNELLO SPA si riserva il diritto di annullare sia le modifiche sia l'ordine d'acquisto originario.
- 3.4 La data di consegna dei Prodotti indicata negli ordini d'acquisto ha sempre e comunque valore esclusivamente indicativo ed eventuali ritardi rispetto a tale termine non costituiranno titolo per richieste risarcitorie o per azione di risoluzione del contratto. In particolare FRATELLI COMUNELLO SPA si riserva la facoltà di prorogare i termini di consegna nonché di annullare l'ordine d'acquisto per cause di forza maggiore o eventi non dipendenti dalla sua volontà; cambiamento della situazione giuridica del Cliente; difficoltà di approvvigionamenti di materie prime e componenti.

## 4. CONSEGNA E SPEDIZIONE

- 4.1 I Prodotti vengono consegnati nel luogo di produzione ovvero presso la sede legale di FRATELLI COMUNELLO SPA (di seguito "Consegna").
- 4.2 Nel caso in cui i Prodotti siano consegnati Ex-works Rosà (V) INCOTERMS 2010, il passaggio del rischio si realizza dal momento della Consegna dei Prodotti da parte di FRATELLI COMUNELLO SPA al Cliente, il quale assume inoltre i costi del trasporto.
- 4.3 Salvo diverso accordo, FRATELLI COMUNELLO SPA stabilisce, in nome e per conto del Cliente, il tipo di spedizione, la via di trasporto e il vettore.
- 4.4 FRATELLI COMUNELLO SPA si riserva la facoltà di effettuare esecuzioni o Consegne parziali degli ordini d'acquisto. Il Cliente non potrà sollevare contestazione alcuna in ordine a consegne frazionate e/o parziali. Tutte le Consegne parziali verranno fatturate autonomamente ed i termini di pagamento decorreranno dalla data di ciascuna fattura. Il pagamento delle Consegne parziali non potrà essere differito all'ultimazione delle Consegne relative all'ordine d'acquisto originario. Anche in caso di consegne parziali, troverà applicazione quanto stabilito dall'articolo 4.1.

## 5. PREZZI E LISTINI

- 5.1 Per prezzo si intende quello indicato nell'ultimo listino FRATELLI COMUNELLO SPA, per i Prodotti consegnati al Cliente, imballaggio normale compreso, e spese di spedizione escluse (di seguito "Prezzo"). L'ultimo listino emesso da FRATELLI COMUNELLO SPA annulla tutti i listini precedenti.

## 6. PAGAMENTO

- 6.1 Il pagamento del Prezzo dovrà avvenire entro il termine pattuito. Fatto salvo il maggior danno, il mancato pagamento del Prezzo entro tale termine determinerà la decorrenza di interessi per il ritardo di pagamento nelle transazioni commerciali, nella misura prevista dal D. Lgs. n. 231 del 9.10.2002 e successive modifiche ed integrazioni. Tali interessi decorreranno dalla scadenza del termine di pagamento.
- 6.2 Il Cliente non potrà proporre domande né formulare eccezioni nei confronti di FRATELLI COMUNELLO SPA se non dopo aver provveduto al pagamento del Prezzo.
- 6.3 In caso di irregolarità nei pagamenti, FRATELLI COMUNELLO SPA si riserva il diritto di bloccare tutti gli ordini d'acquisto nonché tutte le Consegne in corso, senza alcun preavviso né diritto di risarcimento di alcun danno.

## 7. RESI E RECLAMI

- 7.1 Tutti i reclami devono essere formulati per iscritto entro 8 (otto) giorni dalla ricezione dei Prodotti, siano essi relativi alla quantità o alla qualità dei Prodotti consegnati.
- 7.2 I resi dei Prodotti consegnati verranno accettati da FRATELLI COMUNELLO SPA soltanto previo accordo scritto ed esclusivamente con riguardo a Prodotti nuovi e completi di imballaggio originale.
- 7.3 I resi dovranno essere accompagnati dall'apposito documento di trasporto di reso, indicante l'autorizzazione scritta di FRATELLI COMUNELLO SPA nonché la quantità e la qualità dei Prodotti.
- 7.4 I resi non potranno considerarsi accettati da FRATELLI COMUNELLO SPA se non effettuati con le modalità di cui sopra ed in particolare non potrà intendersi quale accettazione di resi la presa in consegna di Prodotti presso la sede o i depositi di FRATELLI COMUNELLO SPA.
- 7.5 Resta inteso che l'accredito riferito a resi non dovuti a cause imputabili alla FRATELLI COMUNELLO SPA, subirà un deprezzamento del 30%.

## 8. GARANZIA

- 8.1 La presente garanzia nei rapporti commerciali o in caso di vendita di beni per uso professionale è fornita in ottemperanza dell'articolo 1512 del Codice Civile italiano e, salvo diversi accordi tra le Parti,

essa è limitata alla riparazione o sostituzione del pezzo del Prodotto riconosciuto da FRATELLI COMUNELLO SPA quale difettoso mediante Prodotti rigenerati equivalenti (di seguito "Garanzia Convenzionale").

- 8.2 E' esclusa l'applicazione della disciplina dettata dagli articoli 1490-1495 del Codice Civile, in materia di garanzia legale.

- 8.3 FRATELLI COMUNELLO SPA garantisce il funzionamento dei Prodotti. Salvo diverso accordo, la validità della Garanzia Convenzionale è di 24 (ventiquattro) mesi dalla data di produzione, rilevabile sui Prodotti. Per i motori tubolari linea Showin la garanzia è di 60 (sessanta) mesi dalla data di produzione, mentre per i restanti prodotti della linea Mowin la garanzia è di 36 (trentasei) mesi dalla data di produzione. La Garanzia Convenzionale è subordinata al rispetto delle caratteristiche tecniche e alle corrette modalità di installazione secondo la regola dell'arte, sicurezza, manutenzione e conformità d'utilizzo, espressamente indicate nella documentazione tecnica dei Prodotti.
- 8.4 La garanzia non comprende: avarie o danni causati dal trasporto; avarie o danni causati da vizi dell'impianto elettrico presente presso l'acquirente il prodotto e/o da trascuratezza, negligenza, inadeguatezza, uso anormale di tale impianto; avarie o danni dovuti a manomissioni poste in essere da parte di personale non autorizzato o conseguenti allo scorretto uso/installazione (a questo proposito, si consiglia una manutenzione del sistema almeno ogni sei mesi) o all'impiego di pezzi di ricambio non originali; difetti causati da agenti chimici e/o fenomeni atmosferici. La garanzia non comprende il costo per materiale di consumo né quello per vizi presunti o verifiche di comodo.
- 8.5 Termini attuativi: salvo diverso accordo, il diritto alla Garanzia Convenzionale si esercita esibendo copia del documento di acquisto (fattura fiscale) a FRATELLI COMUNELLO SPA. Il Cliente deve denunciare il difetto a FRATELLI COMUNELLO SPA entro il termine di decadenza di 30 (trenta) giorni dalla scoperta. L'azione deve essere esercitata entro il termine di prescrizione di 6 (sei) mesi dalla scoperta. I pezzi dei Prodotti per i quali viene richiesta l'attivazione della Garanzia Convenzionale devono essere spediti dal Cliente presso FRATELLI COMUNELLO SPA Via Cassola 64 c.p. 79, 36027 Rosà (VI) Italia.
- 8.6 Il Cliente non potrà richiedere il risarcimento di danni indiretti, mancati profitti, perdita di produzione ed in ogni caso non potrà pretendere a titolo di risarcimento somme superiori al valore dei componenti o dei Prodotti forniti. Tutte le spese per il trasporto dei Prodotti da riparare o riparati, anche se coperti dalla Garanzia Convenzionale, sono a carico del Cliente.
- 8.7 Nessun intervento esterno effettuato dal personale tecnico di FRATELLI COMUNELLO SPA è coperto dalla Garanzia Convenzionale.
- 8.8 Modifiche specifiche delle condizioni della Garanzia Convenzionale qui descritte possono essere definite dalle parti nei propri contratti commerciali.

## 9. RIPARAZIONI

- 9.1 Le riparazioni dei Prodotti richieste dal Cliente verranno effettuate da FRATELLI COMUNELLO SPA, previo accordo sul costo dell'intervento. In ogni caso le spese per la manodopera e quelle di spedizione (andata e ritorno) rimarranno a carico del Cliente.

## 10. RISERVA DI PROPRIETÀ

- 10.1 Per convenzione espressa, i Prodotti rimangono di proprietà di FRATELLI COMUNELLO SPA fino al saldo integrale del Prezzo da parte del Cliente, indipendentemente da chi abbia la detenzione dei Prodotti. Le spese di trasporto e le altre necessarie al recupero dei Prodotti così come le spese straordinarie e quelle ripetibili, saranno a carico del Cliente.

## 11. BREVETTI, MARCHI E SEGNI DISTINTIVI

- 11.1 Il Cliente è a conoscenza del fatto che i Prodotti sono coperti da brevetti e sono oggetto di Know-How e design costituenti proprietà esclusiva di FRATELLI COMUNELLO SPA, a norma del Codice della Proprietà Industriale.
- 11.2 E' fatto espresso divieto al Cliente di violare tali diritti di FRATELLI COMUNELLO SPA ed in ogni caso il Cliente non potrà in alcun modo rimuovere, sopprimere o comunque alterare marchi ed altri segni distintivi o sigle di qualsiasi genere apposti ai Prodotti, così come è fatto divieto di apporre di nuovi di qualsiasi natura. E' vietata inoltre qualsiasi forma di riproduzione od utilizzo del marchio FRATELLI COMUNELLO SPA e di ogni altro segno distintivo presente sui Prodotti, salvo autorizzazione scritta di FRATELLI COMUNELLO SPA.

## 12. CLAUSOLA RISOLUTIVA ESPRESSA

- 12.1 Ai sensi e per gli effetti dell'articolo 1456 del Codice Civile, il mancato o il ritardato pagamento superiore ai dieci giorni, anche parziale, del Prezzo da parte del Cliente, secondo le modalità di cui all'articolo 6 delle presenti Condizioni Generali di Vendita, comporterà la risoluzione del contratto di acquisto, con diritto per FRATELLI COMUNELLO SPA di chiedere al Cliente il risarcimento dei danni patiti, oltre alla restituzione dei Prodotti rispetto ai quali il Cliente non abbia pagato il Prezzo.
- 12.2 La comunicazione di cui al punto precedente sarà trasmessa tramite raccomandata a.r. o tramite Pec.

## 13. ACCORDI TRA LE PARTI

- 13.1 In caso di accordi, preesistenti o sopravvenuti, tra FRATELLI COMUNELLO SPA ed il Cliente, in relazione a resi e modalità di pagamento, tali accordi prevarranno su quanto a riguardo stabilito dalle Condizioni Generali di Vendita.

## 14. LEGGE APPLICABILE E FORO COMPETENTE

- 14.1 I contratti di acquisto conclusi secondo le Condizioni Generali di Vendita sono soggetti e devono essere interpretati secondo le norme di legge italiane, con esclusione di qualsiasi altro diritto.
- 14.2 Tutte le controversie che dovessero sorgere in merito ai suddetti contratti d'acquisto saranno assoggettate alla giurisdizione italiana e rimesse alla competenza esclusiva del Tribunale di Vicenza (Italia). Il contenuto di questo catalogo è da ritenersi suscettibile di modifica in qualsiasi momento e senza obbligo di preavviso da parte di FrateLLi Comunello SPA.

## 1. GENERAL

- 1.1 This document is directed at the customers (hereinafter referred to as "Customers") of FRATELLI COMUNELLO SPA (hereinafter referred to as "FRATELLI COMUNELLO SPA").
- 1.2 It is intended to define the provisions regulating all purchase contracts entered into between FRATELLI COMUNELLO SPA and each Customer (hereinafter referred to as "General Conditions of Sale").
- 1.3 Purchase agreements subject to the General Conditions of Sale cover Products bearing the COMUNELLO brand (hereinafter referred to as "the Products").

## 2. PRELIMINARY OFFERS

- 2.1 Offers put forward by FRATELLI COMUNELLO to the Customers shall be valid for a maximum period of 20 (twenty) days from the date on which they are sent.

## 3. ORDERS

- 3.1 Pursuant to article 1329 of the Italian Civil Code, purchase orders signed by the Customers and addressed to FRATELLI COMUNELLO SPA constitute an established, irrevocable offer, valid for a period of 30 (thirty) days from the date on which they are received by FRATELLI COMUNELLO SPA.
- 3.2 The purchase agreement is executed once:
  - a) the purchase order is confirmed in writing by FRATELLI COMUNELLO SPA;
  - b) the purchase order is physically processed by FRATELLI COMUNELLO SPA.
- 3.3 Variations or additions to the individual provisions contained in the General Conditions of Sale or the purchase order will only be effective if expressly approved in writing by FRATELLI COMUNELLO SPA. If the purchase order is modified, FRATELLI COMUNELLO SPA reserves the right to cancel both the variations made and the original purchase order.
- 3.4 The date indicated in purchase orders for the delivery of the Products is always and in any event intended merely as an indication and any delays beyond the fixed date will not justify any claims for compensation or actions to terminate the agreement. More precisely, FRATELLI COMUNELLO SPA reserves the right to extend the delivery terms and to cancel the purchase order due to events of force majeure or events that are beyond its control; a change in the Customer's legal status; difficulties affecting the supply of raw materials or components.

## 4. DELIVERY AND SHIPMENT

- 4.1 The Products are delivered to either the production premises or the registered office of FRATELLI COMUNELLO SPA (hereinafter referred to as "Delivery").
- 4.2 If the Products are delivered Ex-works Rosà (V) INCOTERMS 2010, risk will pass at the time of Delivery of the Products by FRATELLI COMUNELLO SPA to the Customer, who will also bear the transportation costs.
- 4.3 Unless otherwise agreed, FRATELLI COMUNELLO SPA establishes, in the Customer's name and on its behalf, the transportation route and carrier.
- 4.4 FRATELLI COMUNELLO SPA reserves the right to process partially or make partial Deliveries of purchase orders. The Customer may not make any objection regarding fractioned and/or partial deliveries. All partial Deliveries must be invoiced separately and the terms for payment will run from the date of each invoice. Payment of partial Deliveries may not be postponed until the final Delivery under the original purchase order. In the case of partial deliveries, the provisions contained in clause 4.1 will apply.

## 5. PRICES AND PRICE LISTS

- 5.1 The term price refers to that indicated in the latest FRATELLI COMUNELLO SPA price list, for the Products delivered to the Customer, normal packaging included, shipping costs excluded (hereinafter referred to as the "Price"). The latest price list issued by FRATELLI COMUNELLO SPA invalidates all previous price lists.

## 6. PAYMENT

- 6.1 The Price must be settled by the agreed date. Without prejudice to the right to claim further damage, failure to pay the Price by that date will give rise to the payment of interest for delay in commercial transactions, at the rate envisaged in Legislative Decree no. 231 dated 9.10.2002 and subsequent amendments and additions thereto. This interest will run from the date on which payment should have been made.
- 6.2 The Customer may not make applications or complaints to FRATELLI COMUNELLO SPA until the Price has been settled.
- 6.3 If payments have not been duly made, FRATELLI COMUNELLO SPA reserves the right to block all purchase orders and all Deliveries underway, without giving any prior notice or creating any right to compensation for any damage incurred.

## 7. RETURNED GOODS AND COMPLAINTS

- 7.1 All complaints must be made in writing within 8 (eight) days from receipt of the Products, whether they relate to either the quantity or the quality of the Products delivered.
- 7.2 Returned Products will only be accepted by FRATELLI COMUNELLO SPA if first agreed upon in writing and exclusively in relation to Products which are new and intact and still in their original packaging.
- 7.3 Goods returned must be accompanied by an appropriate transportation document for the return of merchandise, referring to the written authorisation obtained from FRATELLI COMUNELLO SPA and the quantity and quality of the Products.
- 7.4 Returned goods will not be held to have been accepted by FRATELLI COMUNELLO SPA if not delivered in the manner described above and, in particular, the delivery of the Products to the registered office or storage premises or FRATELLI COMUNELLO SPA will not be considered as an acceptance of returned goods.
- 7.5 It is understood that any amount credited with reference to goods returned for reasons that are not attributable to FRATELLI COMUNELLO SPA will be decreased by 30%.

## 8. WARRANTY

- 8.1 This warranty is supplied as part of commercial dealings or in the event of the sale of goods for professional use in keeping with article 1512 of the Italian Civil Code and, unless otherwise agreed by the Parties, is limited to the repair or replacement of the Product parts recognised by FRATELLI

COMUNELLO SPA as defective with equivalent repaired Products (hereinafter referred to as the "Standard Warranty").

- 8.2 The provisions contained in articles 1490-1495 of the Italian Civil Code, relating to legal warranties, do not apply.
- 8.3 FRATELLI COMUNELLO SPA warrants that the Products are in good working order. Unless otherwise agreed, the Standard Warranty is valid for a period of 24 (twenty-four) months from the date of production, established for the Products. The warranty for the tubular motors in the Showin line is valid for 60 (sixty) months from the date of production, whilst for the remaining Products in the Mowin line the warranty is valid for a period of 36 (thirty-six) months from the date of production. The validity of the Standard Warranty is conditional upon conformity of the technical characteristics and adoption of correct installation, executed in a workmanlike manner, safety and maintenance methods and conformity of use, expressly indicated in the technical documentation accompanying the Products.
- 8.4 The warranty does not cover: faults or damage caused by transportation; faults or damage caused by defects in the electric supply system installed at the premises of the purchaser of the Product and/or negligence, inadequacy or improper use of that system; faults or damage resulting from tampering on the part of non-authorised personnel or as a result of incorrect use/ installation (in this regard, we recommend that the system be serviced at least every six months) or utilisation of non-original spare parts; defects caused by chemical agents and/or atmospheric conditions. The warranty does not cover the cost of expendable material nor expenses stemming from presumed defects or unnecessary inspections.
- 8.5 Implementation of warranty: unless otherwise agreed, the right to apply the Standard Warranty is exercised by presenting a copy of the purchase document (fiscal invoice) to FRATELLI COMUNELLO SPA. The Customer must report the defect to FRATELLI COMUNELLO SPA within a period of 30 (thirty) days from the date on which it is discovered. Action must be taken within the statutory limitation period of 6 (six) months from the date of discovery. The parts of the Products for which a claim is made under the Standard Warranty must be sent by the Customer to FRATELLI COMUNELLO SPA Via Cassola 64 c.p. 79, 36027 Rosà (VI) Italy.
- 8.6 The Customer may not claim compensation for consequential damage, loss of profit, loss of production or may not in any event claim as compensation sums exceeding the value of the components or the Products supplied. All expenses relating to the transportation of the Products to be repaired or repaired, even if covered by the Standard Warranty, are borne by the Customer.
- 8.7 No external operation carried out by FRATELLI COMUNELLO SPA technical staff is covered by the Standard Warranty.
- 8.8 Specific modifications to the conditions contained in the Standard Warranty described herein may be established by the Parties in their sales agreements.

## 9. REPAIRS

- 9.1 Repairs to the Products requested by the Customer will be carried out by FRATELLI COMUNELLO SPA, having first agreed on the cost of the operation. In any event labour and transportation (to and from its premises) will be borne by the Customer.

## 10. RETENTION OF TITLE

- 10.1 It is expressly agreed that title to the Products will remain with FRATELLI COMUNELLO SPA until the Price has been fully settled by the Customer, regardless of whether it has possession of the said Products. Transportation costs and other expenses proving necessary to recover Products, such as extraordinary and recurring expenses, will be borne by the Customer.

## 11. PATENTS, TRADEMARKS AND DISTINCTIVE SIGNS

- 11.1 The Customer is aware of the fact that the Products are covered by patents and are the subject of Know-How and designs owned exclusively by FRATELLI COMUNELLO SPA, in keeping with the Italian Industrial Property Code.
- 11.2 It is expressly directed that the Customer must not under any circumstances infringe the rights of FRATELLI COMUNELLO SPA and the Customer may not in any event remove, delete or in any way alter trademarks or other distinctive signs or marks of any kind affixed to the Products, nor may it affix to them new marks or signs of any kind. No form of reproduction or use of the FRATELLI COMUNELLO SPA trademark or any other distinctive sign attached to the Products is permitted, without written authorisation from FRATELLI COMUNELLO SPA.

## 12. EXPRESS TERMINATION

- 12.1 Within the meaning and for the purposes envisaged in article 1456 of the Italian Civil Code, default in payment or payment delayed beyond ten days of the Price by the Customer, even if only partial, in the manner described in clause 6 of these General Conditions of Sale, will result in the termination of the purchase agreement and entitle FRATELLI COMUNELLO SPA to demand compensation of damage incurred from the Customer, as well as the return of those Products for which the Customer has not yet paid the Price.
- 12.2 The notice referred to in the previous sub-clause must be transmitted by registered mail with advice of receipt or by certified electronic mail.

## 13. AGREEMENTS BETWEEN THE PARTIES

- 13.1 Any agreements, already existing or entered into subsequently, between FRATELLI COMUNELLO SPA and the Customer, in relation to returned goods and methods of payment will prevail over the provisions contained in the General Conditions of Sale.

## 14. APPLICABLE LAW AND JURISDICTION

- 14.1 Purchase agreements stipulated in accordance with the General Conditions of Sale are subject to and must be construed in accordance with Italian law, excluding any other legislation or laws.
- 14.2 Any dispute that may arise in relation to the aforementioned purchase agreements shall be subject to Italian jurisdiction and referred exclusively to the Court of Vicenza (Italy). The contents of this catalogue may be modified at any time without the need for prior notice from Fratelli Comunello SPA.

Le immagini, i disegni tecnici e le relative specifiche appartengono a Fratelli Comunello SpA e sono protetti dalle leggi sul copyright. Ogni utilizzo non espressamente autorizzato sarà perseguito legalmente. Le specifiche dei prodotti sono soggette a cambiamenti senza preavviso. Possono essere richiesti, su specifiche del cliente, articoli con altre misure oppure a disegno. Foto immagini e disegni sono puramente indicativi. Fratelli Comunello SpA si riserva il diritto di apportare qualsiasi tipo di variazione, anche senza preavviso, al fine di aggiornare e migliorare il catalogo in qualsiasi momento. Fratelli Comunello SpA non risponde per eventuali errori tipografici o descrizioni errate di prodotti e caratteristiche tecniche.

*All images, technical drawings and specifications are the exclusive property of Fratelli Comunello SpA and are protected by International Copyright laws. Any unauthorised use will result in legal proceedings. Fratelli Comunello SpA reserves the right to alter technical specifications at any time without notice. Clients may request bespoke products of different sizes and/or based on customised designs. All photographs and other images shown are for informational purposes only. Fratelli Comunello SpA reserves the right to make any kind of alteration, at any time and without prior notice so as to update and improve the catalogue. Fratelli Comunello SpA is not liable for any errors or other mistakes in the technical descriptions and technical characteristics of the products shown.*



## COMUNELLO

### GATE DIVISION

HELP DESK **+39 0424 585 111**

---

**CONSULENZA TECNICA IN CANTIERE**  
**PROFESSIONAL ON-SITE TECHNICAL SERVICE**

---

TECHNICAL INFORMATION  
[www.comunello.com](http://www.comunello.com)

**FRATELLI COMUNELLO S.P.A.**

**GATE DIVISION**

Via Cassola, 64 - C.P. 79

36027 Rosà, Vicenza, Italy

Tel. +39 0424 585111 Fax +39 0424 533417

[info@comunello.it](mailto:info@comunello.it) [www.comunello.com](http://www.comunello.com)







Life  
made  
easy





**FRATELLI COMUNELLO S.P.A.**

**Part of the Comunello Group Srl**

Via Cassola, 64 - C.P. 79 - 36027 Rosà, Vicenza, Italy

Tel. +39 0424 585111 Fax +39 0424 533417

[info@comunello.it](mailto:info@comunello.it) [www.comunello.com](http://www.comunello.com)